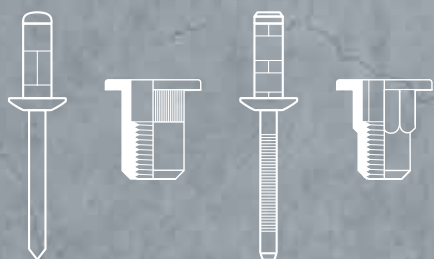


Blind rivet & Blind rivet nut Catalogue

MASTERFIX
www.masterfix.com

Rivetwise



In spite of the constant care and attention to ensure the accuracy of the information on this catalogue, Masterfix assumes no responsibility therefore. All content is provided "as is" and "as available" Masterfix hereby expressly disclaims any representations of warranties of any kind.

The latest version of this catalogue is available to view and download at www.masterfix.com

Masterfix – One-stop shopping for the blind riveting distributor market



Masterfix Products is one of Europe's main blind riveting technique professional brands. It owes its excellent reputation to the successful distribution of the broadest range of blind rivets, blind rivet nuts and bolts in the business, and by offering extremely competitive prices and a reliable and continuous stock supply. The same goes for our line of accompanying hand- and power tools.

Our success is a result of 30+ years of experience in the industry and by focusing on supplying our product range solely through the distributor market for blind fasteners and accompanying tools. In doing so we have become the leading brand used in the field of service & repair and small-to-medium sized industry.

As early as 1985 we already ventured into relations with co-partners in the Far East. Because of this we established great reliable partnerships and are able to have a leading role in the product range, the technique and quality delivered, and can do this in a very cost efficient way.

Being the distribution brand under the STANLEY Engineered Fastening umbrella Masterfix greatly benefits from the experience and knowledge this Global leader in blind fastening techniques has to offer.

Sales & Marketing

The Masterfix brand is available throughout Europe with direct sales representation in Spain, France, Italy, Poland, Germany, The Nordics and The United Kingdom with the Head Office in the Netherlands.

Our international sales teams are in close contact with our partners as well as each other. This enables us to continuously monitor and evaluate the field to make sure we stay in touch with the industry and on top of the market. In doing so we provide our clients with a well balanced and useful program, adjusted to market needs and ready to adapt to future developments.

The international Masterfix customer service centers are staffed by thoroughly trained multi-lingual professionals as are our regional service and repair centers, representing Masterfix throughout Europe and beyond.

We have modern, well stocked central warehouses at our disposal in The Netherlands as well as several other international locations. We therefore are able to guarantee a reliable and continuous product supply to our clients.

Masterfix



Research & Development

Being part of STANLEY Engineered Fastening and having access to the global R & D resources enables us to translate partners' wishes as well as market demands into applicable and useful new products. We continuously work on providing our clients with a reliable and affordable line of rivets and rivet nuts and an advanced and practical line of hand and power tools.

WWW.MASTERFIX.COM

On our website you find information about our operations in 6 different languages, as well technical information on all our products. Here we also keep our partners up to date on technical as well as practical developments, trade show participation of all our international offices, as well as company and industry news. You can simply order a pricelist by filling out the request form on our website.



Masterfix



Contents

Blind Rivets					
Multi grip	MFX 1001	PLIA	DH	Alu./Steel	10
	MFX 1002	PLIA	LH	Alu./Steel	11
	MFX 1003	PLIA	ELH	Alu./Steel	12
	MFX 1004	PLIA	CSH	Alu./Steel	13
	MFX 1171	PLIA	DH	Alu.(white)/Steel	14
	MFX 1181	PLIA	DH	Alu.(black)/Steel	15
	MFX 1441	PLIA	DH	Alu./Stainl.	16
	MFX 1443	PLIA	ELH	Alu./Stainl.	17
	MFX 1444	PLIA	CSH	Alu./Stainl.	18
	MFX 1451	PLIA	DH	Stainl./Stainl.	19
	MFX 1461	PLIA	DH	Steel/Steel	20
Standard open type	MFX 1031	Open type	DH	Alu./Steel	22
	MFX 1032	Open type	LH	Alu./Steel	25
	MFX 1033	Open type	ELH	Alu./Steel	26
	MFX 1034	Open type	CSH	Alu./Steel	27
	MFX 1021	Open type	DH	Alu./Alu.	28
	MFX 1071	Open type	DH	Alu./Stainl.	29
	MFX 1041	Open type	DH	Steel/Steel	30
	MFX 1044	Open type	CSH	Steel/Steel	32
	MFX 1051	Open type	DH	Stainl./Stainl.	33
	MFX 1052	Open type	LH	Stainl./Stainl.	34
	MFX 1541	Open type	DH	Stainl./Stainl. A4	35
	MFX 1054	Open type	CSH	Stainl./Stainl.	36
	MFX 1101	Open type	DH	Copper/Steel	37
	MFX 1151	Open type	DH	Copper/Bronze	38
Specials	MFX 1301	Peel type	DH	Alu./Steel	40
	MFX 1361	TRIFORM	DH	Alu./Alu.	41
	MFX 1601	Grooved type	DH	Alu./Steel	42
	MFX 1803	HAMMERDRIVE	ELH	Alu./Stainl.	43
Closed end	MFX 1201	Closed end	DH	Alu./Steel	45
	MFX 1204	Closed end	CSH	Alu./Steel	46
	MFX 1211	Closed end	DH	Alu./Alu.	47
	MFX 1231	Closed end	DH	Alu./Stainl.	48
	MFX 1234	Closed end	CSH	Alu./Stainl.	49
	MFX 1241	Closed end	DH	Steel/Steel	50
	MFX 1261	Closed end	DH	Stainl./Stainl.	51
	MFX 1251	Closed end	DH	Copper/Steel	52
	MFX 1281	Closed end	DH	Copper/Stainl.	53
High strength	MFX 1611	MASTERBULB	DH	Stainl./Stainl.	55
	MFX 1621	MASTERBULB	DH	Steel/Steel	56
	MFX 1761	P-LOCK	DH	Steel/Steel	58
	MFX 1471	MASTERLOCK	DH	Steel/Steel	59
	MFX 1474	MASTERLOCK	CSH	Steel/Steel	60
	MFX 1511	MASTERLOCK	DH	Alu./Alu.	61
	MFX 1514	MASTERLOCK	CSH	Alu./Alu.	62
Hand Tools					63
Power Tools					68

DH dome head
 LH large head
 ELH extra large head
 CSH countersunk head

Contents

Blind Rivet Nuts				
MFX 23-CO	Open end	CH	Steel	72
MFX 23-CG	Closed end	CH	Steel	73
MFX 23-VO	Open end	CSH	Steel	74
MFX 23-VG	Closed end	CSH	Steel	75
MFX 23-KVO	Open end	RCSH	Steel	76
MFX 26-KVO	Open end	RCSH	Steel	77
MFX 23-HCO	Hex-T open end	CH	Steel	78
MFX 23-HKVO	Hex-T open end	RCSH	Steel	79
MFX 24-CO	Open end	CH	Stainl. A2	80
MFX 24-VO	Open end	CSH	Stainl. A2	81
MFX 24-KVO	Open end	RCSH	Stainl. A2	82
MFX 24-HCO	Hex-T open end	CH	Stainl. A2	83
MFX 24-HKVO	Hex-T open end	RCSH	Stainl. A2	84
MFX 28-CO	Open end	CH	Stainl. A4	85
MFX 28-VO	Open end	CSH	Stainl. A4	86
MFX 20-CO	Open end	CH	Aluminium	87
MFX 20-CG	Closed end	CH	Aluminium	88
MFX 20-VO	Open end	CSH	Aluminium	89
MFX 20-KVO	Open end	RCSH	Aluminium	90
MFX 29	MASTERBOLT	CH	Steel	91
MFX 25-CO	RUBNUT	CH	E.P.D.M./Brass	93
Hand Tools				94
Power Tools				100

CH cylindrical head
CSH countersunk head
RCSH reduced countersunk head



Blind rivets

Blind rivets

The time and costs saving technology of blind riveting is simple. The materials to be riveted only have to be reached from one side, which explains the term "blind" riveting.

The rivet is made of two parts namely, the body and the mandrel. The body is deformed when the rivet is set and it is this part which clamps the materials together. The function of the mandrel is to deform the body of the rivet. The mandrel is therefore always stronger than the body. The mandrel breaks off at its specific breaking point. This breaking point ensures that the mandrel breaks off at the right moment so that the body is correctly deformed, and the materials are clamped together in a correct way.

Info



PLIA, a first class job turned out every time

Perhaps this is the best way to describe the Masterfix PLIA range of blind rivets. Masterfix PLIA rivets is a wide range of Multigrip rivets, offering substantial technical advantages over standard blind rivets, because of its special construction. This technique which was originally developed for the industry has been implemented in our standard PLIA range, which also includes a steel PLIA and a stainless steel PLIA with grooved mandrel for extra grip on the jaws.

What makes PLIA different from ordinary standard rivets?

A large bulb is formed at the back, spreading the clamping load over a wide area

After setting, the mandrel is retained in the rivet which makes it vibration resistant

A hole filling property, so the size of the predrilled hole is less critical

Large clamping capacity, so a significant reduction of stock can be achieved

PLIA is available with the following head shapes:

Dome head
Large flange
Extra large head
Countersunk head

materials:

Aluminium/Steel
Aluminium/Stainless steel
Steel/Steel
Stainless steel/Stainless steel

Applications

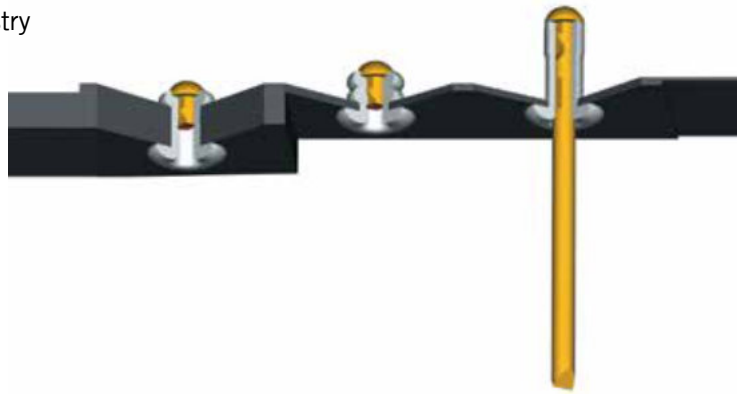
Combinations of hard and soft materials

Automotive, furniture & construction industry

HVAC applications

White goods

Repair & service industry



Info



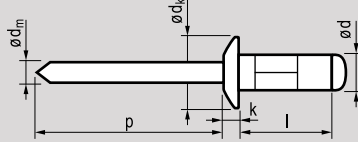
Aluminium [AlMg2,5]

Polished



Steel

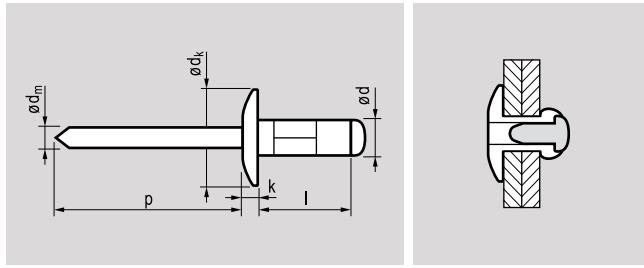
Zinc plated









PLIA I multigrip I dome head

$\varnothing d$	l [+1/-0,2]		Item nr.	$\varnothing d_k$	k	$\varnothing d_m$	p		
[mm]	[mm]	[mm]		[mm]	[mm]	[mm]	[mm]	[N]	[N]
3,0	6,0	0,5-3,0	*10013006						
[+0,05/-0,13]	8,0	0,5-5,0	*3008						
	10,0	2,5-7,0	*3010	6,0 [+/-0,24]	≤1,4	~1,70	≥27	655	520
$\varnothing 3,1$ [3,3 max]	12,0	4,5-9,0	3012						
3,2	6,0	0,5-3,0	10013206						
[+0,05/-0,13]	8,0	0,5-5,0	3208						
	9,5	2,0-6,5	3209						
$\varnothing 3,3$ [3,5 max]	10,0	2,5-7,0	3210						
	11,1	3,5-8,0	3211	6,0 [+/-0,24]	≤1,4	~1,78	≥27	980	680
	12,0	4,5-9,0	3212						
	12,7	5,5-9,5	3213						
	14,0	6,5-11,0	3214						
	16,0	8,5-13,0	3216						
4,0	6,0	0,5-2,5	*10014006						
[+0,05/-0,13]	8,0	0,5-4,5	*4008						
	9,5	1,0-6,0	4009						
$\varnothing 4,1$ [4,3 max]	10,0	1,5-6,5	*4010						
	12,0	3,5-8,5	*4012						
	12,7	4,0-9,5	4013	8,0 [+/-0,29]	≤1,7	~2,18	≥27	1.600	1.150
	14,0	5,5-10,5	*4014						
	16,0	7,5-12,5	*4016						
	17,0	8,5-13,5	4017						
	18,0	9,5-14,5	*4018						
	20,0	11,5-16,5	4020						
4,8	10,0	0,5-5,0	*10014810						
[+0,05/-0,13]	10,3	0,5-5,5	4811						
	12,0	2,0-7,0	*4812						
$\varnothing 4,9$ [5,2 max]	14,0	4,0-9,0	*4814						
	15,1	5,0-10,5	4815						
	16,0	6,0-11,0	*4816	9,5 [+/-0,29]	≤2,0	~2,78	≥27	2.350	1.500
	17,0	7,0-12,0	4817						
	18,0	8,0-13,0	*4818						
	20,0	10,0-15,0	*4820						
	22,0	12,0-17,0	4822						
	24,0	14,0-19,0	4824						
	24,8	14,5-19,5	*4825						

-  **Aluminium** [AlMg2,5]
Polished
-  **Steel**
Zinc plated



PLIA | multigrip | large head

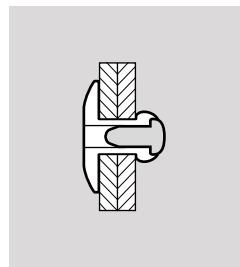
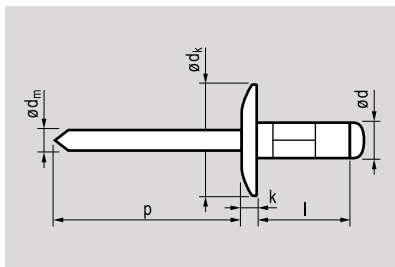
$\varnothing d$	l		*Item nr.	$\varnothing d_k$	k	$\varnothing d_m$	p		
[mm]	[mm]	[mm]		[mm]	[mm]	[mm]	[mm]	[N]	[N]
3,2	8,0	0,5,-5,0	10023208						
[+0,05/-0,13]	9,5	2,0-6,5	3209						
 500	10,0	2,5-7,0	3210						
$\varnothing 3,3$ [3,5 max]	11,1	3,5-8,0	3211	9,5 [+0/-0,5]	$\leq 2,0$	$\sim 1,78$	≥ 27	980	680
	12,0	4,5-9,0	3212						
	14,0	6,5-11,0	3214						
	16,0	8,5-13,0	3216						
4,0	8,0	0,5-4,5	10024008						
[+0,05/-0,13]	10,0	1,5-6,5	4010						
	11,1	2,5-7,5	4011						
$\varnothing 4,1$ [4,3 max]	12,0	3,5-8,5	4012						
	12,7	4,0-9,5	4013	12,0 [+0/-0,5]	$\leq 2,5$	$\sim 2,18$	≥ 27	1.600	1.150
	14,0	5,5-10,5	4014						
	16,0	7,5-12,5	4016						
	17,0	8,5-13,5	4017						
	18,0	9,5-14,5	4018						
	20,0	11,5-16,5	4020						
4,8	10,0	0,5-5,0	*10024810						
[+0,05/-0,13]	12,0	2,0-7,0	*4812						
	14,0	4,0-9,0	*4814	14,0 [+0/-0,5]	$\leq 2,5$	$\sim 2,78$	≥ 27	2.350	1.500
$\varnothing 4,9$ [5,2 max]	16,0	6,0-11,0	*4816						
	18,0	8,0-13,0	*4818						
	20,0	10,0-15,0	*4820						

* these rivets of ranges 1001 and 1002 are also available in blister pack.







 **Aluminium** [AlMg2,5]
Polished

 **Steel**
Zinc plated

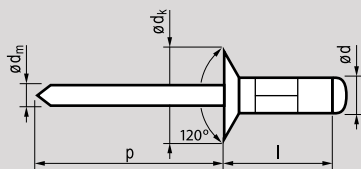


PLIA I multigrip I extra large head







$\varnothing d$	l		Item nr.	$\varnothing d_k$	k	$\varnothing d_m$	p		
[mm]	[mm]	[mm]		[mm]	[mm]	[mm]	[mm]	[N]	[N]
4,8	10,0	0,5-5,0	10034810						
[+0,05/-0,13]	10,3	0,5-5,5	4811						
	12,0	2,0-7,0	4812						
$\varnothing 4,9$ [5,2 max]	14,0	4,0-9,0	4814						
	16,0	6,0-11,0	4816						
	17,0	7,0-12,0	4817						
	18,0	8,0-13,0	4818	16,0	$\leq 2,5$	$\sim 2,78$	≥ 27	2.350	1.500
	20,0	10,0-15,0	4820						
	22,0	12,0-17,0	4822						
	24,0	14,0-19,0	4824						
	24,8	14,5-19,5	4825						
	27,0	16,0-22,0	4827						

 **Aluminium** [AlMg2,5]
Polished

 **Steel**
Zinc plated



PLIA | multigrip | countersunk head

$\varnothing d$	l		Item nr.	$\varnothing d_k$	k	$\varnothing d_m$	p		
[mm]	[mm]	[mm]		[mm]	[mm]	[mm]	[mm]	[N]	[N]
3,2	8,0	1,5-5,0	10043208	6,0 [+/-0,24]	-	~1,78	≥27	980	680
[+0,05/-0,13]	9,7	2,5-6,5	3209						
	10,0	2,5-7,0	3210						
Ø 3,3 [3,5 max]	12,0	4,5-9,0	3212						
4,0	8,0	1,5-4,5	10044008	8,0 [+/-0,29]	-	~2,18	≥27	1.600	1.150
[+0,05/-0,13]	10,0	1,5-6,5	4010						
	11,3	2,5-7,5	4011						
Ø 4,1 [4,3 max]	12,0	3,5-8,5	4012						
	14,0	5,5-10,5	4014						
4,8	10,0	1,5-5,0	10044810	9,5 [+/-0,29]	-	~2,78	≥27	2.350	1.500
[+0,05/-0,13]	12,0	2,0-7,0	4812						
	14,0	4,0-9,0	4814						
Ø 4,9 [5,2 max]	16,0	6,0-11,0	4816						
	16,9	7,0-12,0	4817						




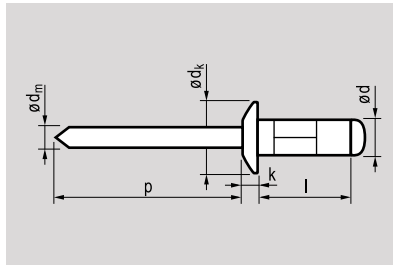
Aluminium [AlMg2,5]

Polished



Steel


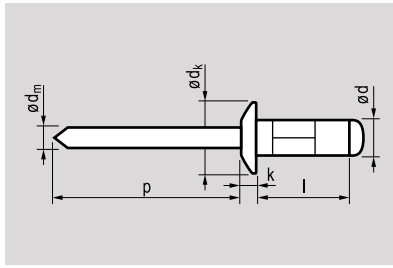
Zinc plated









PLIA I multigrip I dome head white

Ø d	l		Item nr.	Ø d _k	k	Ø d _m	p		
[mm]	[mm]	[mm]		[mm]	[mm]	[mm]	[mm]	[N]	[N]
3,2	6,0	0,5-3,0	11713206	6,0 [+/-0,24]	≤1,4	~1,78	≥27	980	680
[+0,05/-0,13]	8,0	0,5-5,0	3208						
	9,5	2,0-6,5	3209						
Ø 3,3 [3,5 max]	10,0	2,5-7,0	3210						
	11,1	3,5-8,0	3211						
	12,0	4,5-9,0	3212						
	12,7	5,5-9,5	3213						
	14,0	6,5-11,0	3214						
	16,0	8,5-13,0	3216						
4,0	6,0	0,5-2,5	11714006	8,0 [+/-0,29]	≤1,7	~2,18	≥27	1.600	1.150
[+0,05/-0,13]	8,0	0,5-4,5	4008						
	9,5	1,0-6,0	4009						
Ø 4,1 [4,3 max]	10,0	1,5-6,5	4010						
	12,0	3,5-8,5	4012						
	12,7	4,0-9,5	4013						
	14,0	5,5-10,5	4014						
	16,0	7,5-12,5	4016						
	17,0	8,5-13,5	4017						
	18,0	9,5-14,5	4018						
	20,0	11,5-16,5	4020						
4,8	10,0	0,5-5,0	11714810	9,5 [+/-0,29]	≤2,0	~2,78	≥27	2.350	1.500
[+0,05/-0,13]	10,3	0,5-5,5	4811						
	12,0	2,0-7,0	4812						
Ø 4,9 [5,2 max]	14,0	4,0-9,0	4814						
	15,1	5,0-10,5	4815						
	16,0	6,0-11,0	4816						
	17,0	7,0-12,0	4817						
	18,0	8,0-13,0	4818						
	20,0	10,0-15,0	4820						
	22,0	12,0-17,0	4822						
	24,0	14,0-19,0	4824						
	24,8	14,5-19,5	4825						


-  **Aluminium** [AlMg2,5]
Polished
-  **Steel**
Zinc plated


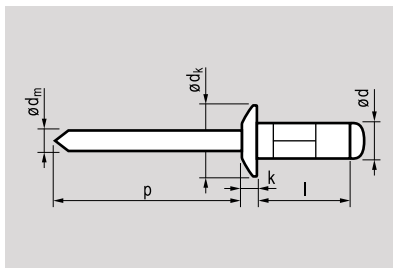


PLIA I multigrip I dome head black







Ø d	l		Item nr.	Ø d _k	k	Ø d _m	p		
[mm]	[mm]	[mm]		[mm]	[mm]	[mm]	[mm]	[N]	[N]
3,2	6,0	0,5-3,0	11813206	6,0 [+/-0,24]	≤1,4	~1,78	≥27	980	680
[+0,05/-0,13]	8,0	0,5-5,0	3208						
	9,5	2,0-6,5	3209						
Ø 3,3 [3,5 max]	10,0	2,5-7,0	3210						
	11,1	3,5-8,0	3211						
	12,0	4,5-9,0	3212						
	12,7	5,5-9,5	3213						
	14,0	6,5-11,0	3214						
	16,0	8,5-13,0	3216						
4,0	6,0	0,5-2,5	11814006	8,0 [+/-0,29]	≤1,7	~2,18	≥27	1.600	1.150
[+0,05/-0,13]	8,0	0,5-4,5	4008						
	9,5	1,0-6,0	4009						
Ø 4,1 [4,3 max]	10,0	1,5-6,5	4010						
	12,0	3,5-8,5	4012						
	12,7	4,0-9,5	4013						
	14,0	5,5-10,5	4014						
	16,0	7,5-12,5	4016						
	17,0	8,5-13,5	4017						
	18,0	9,5-14,5	4018						
	20,0	11,5-16,5	4020						
4,8	10,0	0,5-5,0	11814810	9,5 [+/-0,29]	≤2,0	~2,78	≥27	2.350	1.500
[+0,05/-0,13]	10,3	0,5-5,5	4811						
	12,0	2,0-7,0	4812						
Ø 4,9 [5,2 max]	14,0	4,0-9,0	4814						
	15,1	5,0-10,5	4815						
	16,0	6,0-11,0	4816						
	17,0	7,0-12,0	4817						
	18,0	8,0-13,0	4818						
	20,0	10,0-15,0	4820						
	22,0	12,0-17,0	4822						
	24,0	14,0-19,0	4824						
	24,8	14,5-19,5	4825						

 **Aluminium** [AlMg2,5]
Polished

 **Stainless steel** [A2]
Polished



PLIA | multigrip | dome head


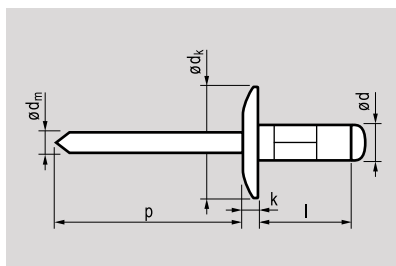
$\varnothing d$	l [+1/-0,2]		Item nr.	$\varnothing d_k$	k	$\varnothing d_m$	p		
[mm]	[mm]	[mm]		[mm]	[mm]	[mm]	[mm]	[N]	[N]
3,2	8,0	0,5-5,0	14413208						
[+0,05/-0,13]	9,5	2,0-6,5	3209	6,0	$\leq 1,4$	$\sim 1,78$	≥ 27	980	680
	11,1	3,5-8,0	3211	[+/-0,24]					
$\varnothing 3,3$ [3,5 max]									
4,0	9,5	1,0-6,0	14414009						
[+0,05/-0,13]	12,7	4,0-9,5	4012	8,0	$\leq 1,7$	$\sim 2,18$	≥ 27	1.600	1.150
	16,9	8,5-13,5	4016	[+/-0,29]					
$\varnothing 4,1$ [4,3 max]									
4,8	10,3	0,5-5,5	14414810						
[+0,05/-0,13]	15,1	5,0-10,5	4815	9,5	$\leq 2,0$	$\sim 2,78$	≥ 27	2.350	1.500
	16,9	7,0-12,0	4816	[+/-0,29]					
$\varnothing 4,9$ [5,2 max]	24,8	14,5-19,5	4824						









Aluminium [AlMg2,5]
Polished



Stainless steel [A2]
Polished



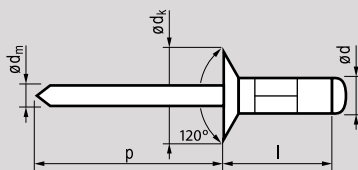
PLIA I multigrip I extra large head

$\varnothing d$	l [+1/-0,2]		Item nr.	$\varnothing d_k$	k	$\varnothing d_m$	p		
[mm]	[mm]	[mm]		[mm]	[mm]	[mm]	[mm]	[N]	[N]
3,2	8,0	0,5-5,0	14433208						
[+0,05/-0,13]	9,5	2,0-6,5	3209	9,5	$\leq 2,0$	$\sim 1,78$	≥ 27	980	680
	11,1	3,5-8,0	3211	[+0/-0,5]					
$\varnothing 3,3$ [3,5 max]									
4,0	12,7	4,0-9,5	14434012						
[+0,05/-0,13]	16,9	8,5-13,5	4016	12,0	$\leq 2,5$	$\sim 2,18$	≥ 27	1.600	1.150
				[+0/-0,5]					
$\varnothing 4,1$ [4,3 max]									
4,8	10,3	0,5-5,5	14434810						
[+0,05/-0,13]	16,9	7,0-12,0	4816	16,0	$\leq 2,5$	$\sim 2,78$	≥ 27	2.350	1.500
	24,8	14,5-19,5	4824	[+0/-0,5]					
$\varnothing 4,9$ [5,2 max]									









 **Aluminium** [AlMg2,5]
Polished

 **Stainless steel** [A2]
Polished



PLIA I multigrip I countersunk head

$\varnothing d$ [mm]	l [+1/-0,2] [mm]	 [mm]	Item nr.	$\varnothing d_k$ [mm]	k [mm]	$\varnothing d_m$ [mm]	p [mm]	 [N]	 [N]
3,2 [+0,05/-0,13]  $\varnothing 3,3$ [3,5 max]	9,7	2,0-6,5	14443209	6,0 [+/-0,24]	-	~1,78	≥ 27	980	680
4,0 [+0,05/-0,13]  $\varnothing 4,1$ [4,3 max]	9,5 11,3	1,5-6,0 3,0-8,0	14444009 4011	7,5 [+/-0,29]	-	~2,18	≥ 27	1.600	1.150
4,8 [+0,05/-0,13]  $\varnothing 4,9$ [5,2 max]	12,1 16,9	2,0-7,0 7,0-12,0	14444812 4816	9,0 [+/-0,29]	-	~2,78	≥ 27	2.350	1.500



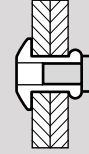
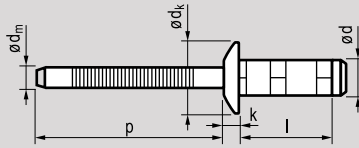
Stainless steel [A2]

Polished



Stainless steel [A2]

Polished


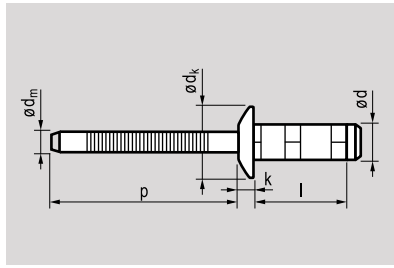


PLIA I multigrip I dome head







$\varnothing d$	l		Item nr.	$\varnothing d_k$	k	$\varnothing d_m$	p		
[mm]	[mm]	[mm]		[nom.]	[max.]	[mm]	[mm]	[N]	[N]
3,2 [+0,08/-0,15]	9,9	1,0-4,8	14513210	6,4 [+0,45/-0,40]	1,02	~2,20	≥27	2.000	1.700
 Ø 3,3									
4,0 [+0,08/-0,15]	12,0 13,6 16,8	1,6-6,4 3,2-8,0 6,4-11,2	14514012 4013 4016	7,9 [+0,45/-0,40]	1,27	~2,70	≥27	3.200	2.900
 Ø 4,1									
4,8 [+0,08/-0,15]	12,7 14,3 17,5 19,3	1,6-6,4 3,2-8,0 6,4-11,2 8,0-12,7	14514812 4814 4817 4819	9,5 [+0,55/-0,50]	1,52	~3,10	≥27	4.800	4.100
 Ø 4,9									

 **Steel**
Zinc plated

 **Steel**
Zinc plated



PLIA | multigrip | dome head

$\varnothing d$	l [+1/-0,2]		Item nr.	$\varnothing d_k$ [nom.]	k [max.]	$\varnothing d_m$	p		
[mm]	[mm]	[mm]		[mm]	[mm]	[mm]	[mm]	[N]	[N]
3,2* [+0,08/-0,15]	11,4	1,6-6,4	14613211	6,4 [+0,45/-0,40]	1,02	~2,05	≥27	1.400	1.100
 Ø 3,3									
4,0* [+0,08/-0,15]	12,0 13,6	1,6-6,4 3,2-8,0	14614012 4013	7,9 [+0,45/-0,40]	1,27	~2,65	≥27	2.100	1.800
 Ø 4,1									
4,8 [+0,08/-0,15]	12,7 14,3 19,3	1,6-6,4 3,2-8,0 8,0-12,7	14614812 4814 4819	9,5 [+0,55/-0,50]	1,52	~3,00	≥27	3.100	2.600
 Ø 4,9									

* do NOT have grooved mandrels

Masterfix Standard blind rivets

The diversity in standard rivets is enormous, in alloys as well as in (head) types: from copper or stainless dome head to aluminium with extra large flange. The standard rivet with dome head, is on request also available in different RAL-colors.

Applications

Automotive industry

Furniture industry

Heating & air conditioning

Domestic appliances

Containers

Etc.


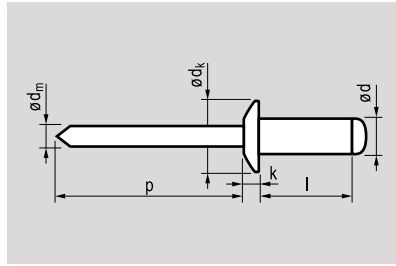
Info



Aluminium [AlMg2,5 ϕ 2,4-3,2]
Polished [AlMg3,5 ϕ 4,0-6,4]



Steel
Zinc plated



open type I dome head

ϕ d	l		Item nr.	ϕ d _k	k	ϕ d _m	p		
[mm]	[mm]	[mm]		[mm]	[mm]	[mm]	[mm]	[N]	[N]
2,4	4,0	~2,0	10312404						
[+0,08/-0,10]	6,0	2,0-4,0	2406	5,0	0,7	~1,45	≥27	355	315
	8,0	4,0-6,0	2408	[+0/-0,7]	[+/-0,15]				
ϕ 2,5	10,0	6,0-8,0	2410						
3,0	4,0	~1,5	10313004						
[+0,08/-0,10]	6,0	1,5-3,0	3006						
	8,0	3,0-5,0	3008						
ϕ 3,1	10,0	5,0-7,0	3010	6,5	0,8	~1,75	≥27	810	620
	12,0	7,0-9,0	3012	[+0/-0,7]	[+/- 0,2]				
	14,0	9,0-11,0	3014						
	16,0	11,0-13,0	3016						
3,2	4,0	~1,5	10313204						
[+0,08/-0,10]	6,0	1,5-3,5	3206						
	8,0	3,5-5,5	3208						
ϕ 3,3	10,0	5,5-7,5	3210	6,5	0,8	~1,75	≥27	980	760
	12,0	7,5-9,5	3212	[+0/-0,7]	[+/- 0,2]				
	14,0	9,5-11,5	3214						
	16,0	11,5-13,5	3216						
	18,0	13,5-15,5	3218						
	20,0	15,5-17,5	3220						
4,0	6,0	1,5-3,0	10314006						
[+0,08/-0,15]	8,0	3,0-5,0	4008						
	10,0	5,0-6,5	4010						
ϕ 4,1	12,0	6,5-8,5	4012	8,0	1,0	~2,10	≥27	1.600	1.200
	14,0	8,5-10,5	4014	[+0/-1,0]	[+/- 0,3]				
	16,0	10,5-12,5	4016						
	18,0	12,5-14,5	4018						
	20,0	14,5-16,5	4020						
	23,0	16,5-19,0	4023						
	25,0	19,0-21,5	4025						




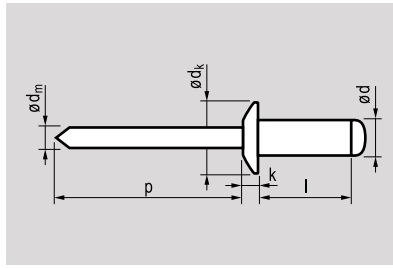
Aluminium [AlMg3,5]

Polished



Steel

Zinc plated



open type I dome head

$\varnothing d$	l [+1/-0,2]		Item nr.	$\varnothing d_k$	k	$\varnothing d_m$	p		
[mm]	[mm]	[mm]		[mm]	[mm]	[mm]	[mm]	[N]	[N]
4,8	6,0	1,0-3,0	10314806						
[+0,08/-0,15]	8,0	3,0-4,5	4808						
	10,0	4,5-6,0	4810						
$\varnothing 4,9$	12,0	6,0-8,0	4812						
	14,0	8,0-10,0	4814						
	16,0	10,0-12,0	4816						
	18,0	12,0-14,0	4818						
	20,0	14,0-16,0	4820	9,5 [+0/-1,0]	1,1 [+/- 0,3]	~2,70	≥27	2.230	1.690
	22,0	16,0-18,0	4822						
	25,0	18,0-21,0	4825						
	28,0	21,0-23,5	4828						
	30,0	23,5-25,0	4830						
	35,0	25,0-30,0	4835						
	40,0	30,0-35,0	4840						
5,0	6,0	1,0-3,0	10315006						
[+0,08/-0,15]	8,0	3,0-4,5	5008						
	10,0	4,5-6,0	5010						
$\varnothing 5,1$	12,0	6,0-8,0	5012						
	14,0	8,0-10,0	5014						
	16,0	10,0-12,0	5016						
	18,0	12,0-14,0	5018	9,5 [+0/-1,0]	1,1 [+/- 0,3]	~2,70	≥27	2.500	2.000
	21,0	14,0-17,0	5021						
	25,0	17,0-20,0	5025						
	27,0	20,0-23,0	5027						
	30,0	23,0-25,0	5030						
	35,0	25,0-30,0	5035						
	40,0	30,0-35,0	5040						
6,0	8,0	2,0-4,0	10316008						
[+0,08/-0,15]	10,0	4,0-6,0	6010						
	12,0	6,0-8,0	6012						
$\varnothing 6,1$	14,0	7,0-9,0	6014						
	16,0	9,0-11,0	6016	12,0 [+0/-1,5]	1,5 [+/- 0,4]	~3,20	≥31	3.900	3.000
	18,0	11,0-13,0	6018						
	22,0	13,0-17,0	6022						
	26,0	17,0-20,0	6026						
	30,0	20,0-24,0	6030						



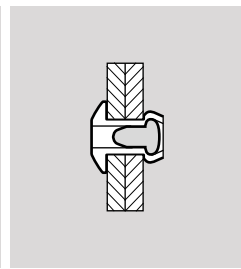
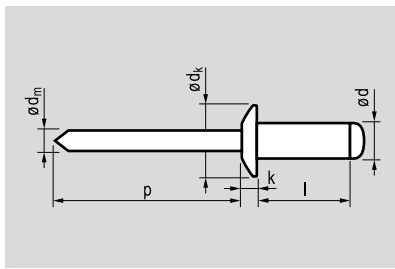
Aluminium [AlMg3,5]

Polished



Steel

Zinc plated



open type | dome head

$\varnothing d$	l [+1/-0,2]		Item nr.	$\varnothing d_k$	k	$\varnothing d_m$	p		
[mm]	[mm]	[mm]		[mm]	[mm]	[mm]	[mm]	[N]	[N]
6,4	10,0	2,0-5,0	10316410						
[+0,08/-0,15]	12,0	4,0-6,0	6412						
	15,0	6,0-9,0	6415						
$\varnothing 6,5$	18,0	9,0-13,0	6418	13,0 [+0/-1,5]	1,8 [+/- 0,4]	~3,85	≥31	4.090	3.120
	22,0	13,0-16,0	6422						
	26,0	16,0-20,0	6426						
	30,0	18,0-24,0	6430						




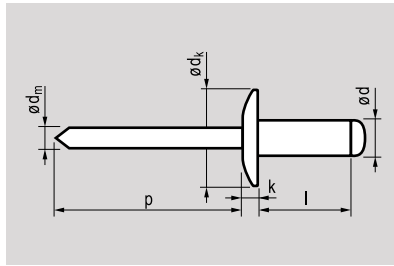
Aluminium [AlMg3,5]

Polished



Steel

Zinc plated



open type I large head

$\varnothing d$	l [+1/-0,2]		Item nr.	$\varnothing d_k$	k	$\varnothing d_m$	p		
[mm]	[mm]	[mm]		[mm]	[mm]	[mm]	[mm]	[N]	[N]
3,2	6,0	1,5-3,5	10323206	9,5 [+0/-0,5]	$\leq 2,0$	~1,70	≥ 27	980	760
[+0,08/-0,10]	8,0	3,5-5,5	3208						
	10,0	5,5-7,5	3210						
$\varnothing 3,3$	12,0	7,5-9,5	3212						
	14,0	9,5-11,5	3214						
4,0	6,0	1,5-3,0	10324006	12,0 [+0/-0,5]	$\leq 2,5$	~2,10	≥ 27	1.600	1.200
[+0,08/-0,15]	8,0	3,0-5,0	4008						
	10,0	5,0-6,5	4010						
$\varnothing 4,1$	12,0	6,5-8,5	4012						
	14,0	8,5-10,5	4014						
	16,0	10,5-12,5	4016						
4,8	8,0	3,0-4,5	10324808	14,0 [+0/-0,5]	$\leq 2,5$	~2,70	≥ 27	2.230	1.690
[+0,08/-0,15]	10,0	4,5-6,0	4810						
	12,0	6,0-8,0	4812						
$\varnothing 4,9$	14,0	8,0-10,0	4814						
	16,0	10,0-12,0	4816						
	18,0	12,0-14,0	4818						
	20,0	14,0-16,0	4820						
	22,0	16,0-18,0	4822						
	24,0	18,0-21,0	4824						
	26,0	19,5-22,0	4826						
	28,0	21,0-23,5	4828						
	30,0	23,0-25,0	4830						
	35,0	25,0-30,0	4835						
5,0	8,0	3,0-4,5	10325008	14,0 [+0/-0,5]	$\leq 2,5$	~2,70	≥ 27	2.500	2.000
[+0,08/-0,15]	10,0	4,5-6,0	5010						
	12,0	6,0-8,0	5012						
$\varnothing 5,1$	14,0	8,0-10,0	5014						
	16,0	10,0-12,0	5016						
	18,0	12,0-14,0	5018						
	21,0	14,0-17,0	5021						
	24,0	17,0-20,0	5024						




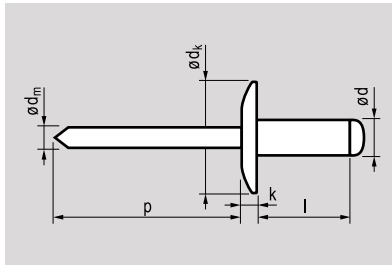
Aluminium [AlMg3,5]

Polished



Steel

Zinc plated



open type | extra large head


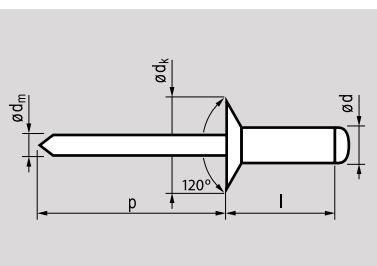
$\varnothing d$	l [+1/-0,2]		Item nr.	$\varnothing d_k$	k	$\varnothing d_m$	p	\updownarrow	\rightleftarrows
[mm]	[mm]	[mm]		[mm]	[mm]	[mm]	[mm]	[N]	[N]
4,8	10,0	4,0-6,0	10334810						
[+0,08/-0,15]	12,0	6,0-8,0	4812						
	14,0	8,0-10,0	4814						
$\varnothing 4,9$	16,0	10,0-12,0	4816						
	18,0	12,0-14,0	4818	16,0	$\leq 2,5$	$\sim 2,70$	≥ 27	2.230	1.690
	20,0	14,0-16,0	4820	[+0/-0,5]					
	22,0	16,0-18,0	4822						
	24,0	18,0-20,0	4824						
	26,0	20,0-22,0	4826						



Aluminium [AlMg2,5 \varnothing 2,4-3,2]
Polished [AlMg3,5 \varnothing 4,0-6,4]



Steel
Zinc plated



open type I countersunk head

$\varnothing d$	l		Item nr.	$\varnothing d_k$	k	$\varnothing d_m$	p		
[mm]	[mm]	[mm]		[mm]	[mm]	[mm]	[mm]	[N]	[N]
2,4 [+0,08/-0,10] $\varnothing 2,5$	6,0	2,0-4,0	10342406	5,0 [+0/-0,4]	-	~1,45	≥ 27	355	315
	8,0	4,0-6,0	2408						
	10,0	6,0-8,0	2410						
3,0 [+0,08/-0,10] $\varnothing 3,1$	6,0	1,5-3,5	10343006	6,0 [+0/-0,4]	-	~1,75	≥ 27	810	620
	8,0	3,5-5,5	3008						
	10,0	5,5-7,5	3010						
3,2 [+0,08/-0,10] $\varnothing 3,3$	6,0	1,5-3,5	10343206	6,0 [+0/-0,4]	-	~1,75	≥ 27	980	760
	8,0	3,5-5,5	3208						
	10,0	5,5-7,5	3210						
4,0 [+0,08/-0,15] $\varnothing 4,1$	6,0	1,5-3,0	10344006	7,5 [+0/-0,5]	-	~2,10	≥ 27	1.600	1.200
	8,0	3,0-5,0	4008						
	10,0	5,0-6,5	4010						
4,8 [+0,08/-0,15] $\varnothing 4,9$	6,0	1,5-3,0	10344006	7,5 [+0/-0,5]	-	~2,10	≥ 27	1.600	1.200
	8,0	3,0-5,0	4008						
	10,0	5,0-6,5	4010						
4,8 [+0,08/-0,15] $\varnothing 4,9$	8,0	3,0-4,5	10344808	9,0 [+0/-0,5]	-	~2,70	≥ 27	2.230	1.690
	10,0	4,5-6,0	4810						
	12,0	6,0-8,0	4812						
5,0 [+0,08/-0,15] $\varnothing 5,1$	8,0	3,0-4,5	10345008	9,0 [+0/-0,5]	-	~2,70	≥ 27	2.500	2.000
	10,0	4,5-6,0	5010						
	12,0	6,0-8,0	5012						
5,0 [+0,08/-0,15] $\varnothing 5,1$	14,0	8,0-10,0	5014	9,0 [+0/-0,5]	-	~2,70	≥ 27	2.500	2.000
	16,0	10,0-12,0	5016						
	18,0	12,0-14,0	5018						
5,0 [+0,08/-0,15] $\varnothing 5,1$	21,0	14,0-17,0	5020	9,0 [+0/-0,5]	-	~2,70	≥ 27	2.500	2.000
	25,0	17,0-20,0	5025						



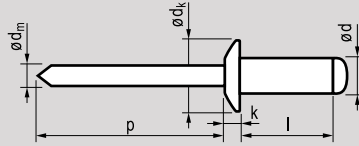
Aluminium [AlMg2,5]

Polished



Aluminium

Polished



open type I dome head

$\varnothing d$	l [+1/-0,2]		Item nr.	$\varnothing d_k$	k	$\varnothing d_m$	p	\updownarrow [N]	\rightleftarrows [N]
[mm]	[mm]	[mm]		[mm]	[mm]	[mm]	[mm]	[N]	[N]
3,2	6,0	1,5-3,5	10213206						
[+0,08/-0,10]	8,0	3,5-5,5	3208						
	10,0	5,5-7,5	3210	6,5	0,8	~1,95	≥27	670	535
$\varnothing 3,3$	12,0	7,5-9,5	3212	[+0/-0,7]	[+/-0,2]				
	14,0	9,5-11,5	3214						
	16,0	11,5-13,5	3216						
4,0	6,0	1,5-3,0	10214006						
[+0,08/-0,15]	8,0	3,0-5,0	4008						
	10,0	5,0-7,0	4010	8,0	1,0	~2,45	≥27	1.025	845
$\varnothing 4,1$	12,0	7,0-9,0	4012	[+0/-1,0]	[+/-0,3]				
	14,0	9,0-11,0	4014						
	16,0	11,0-13,0	4016						
4,8	8,0	2,5-4,5	10214808						
[+0,08/-0,15]	10,0	4,5-6,5	4810						
	12,0	6,5-8,5	4812	9,5	1,1	~2,90	≥27	1.425	1.155
$\varnothing 4,9$	14,0	8,5-10,5	4814	[+0/-1,0]	[+/-0,3]				
	16,0	10,5-12,5	4816						
	18,0	12,5-14,5	4818						
	20,0	14,5-16,5	4820						
	25,0	19,5-21,5	4825						



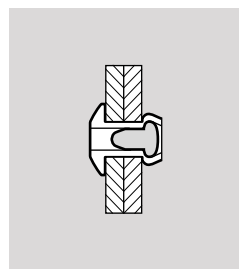
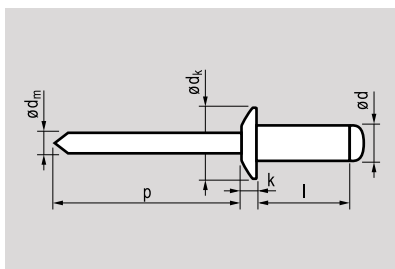
Aluminium [AlMg3]

Polished



Stainless steel [A2]

Polished


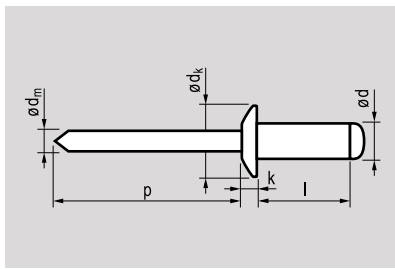


open type | dome head









$\varnothing d$	l		Item nr.	$\varnothing d_k$	k	$\varnothing d_m$	p		
[mm]	[mm]	[mm]		[mm]	[mm]	[mm]	[mm]	[N]	[N]
3,0	6,0	1,5-3,5	10713006						
$[+0,08/-0,10]$	8,0	3,5-5,5	3008						
	10,0	5,5-7,0	3010	6,5	0,8	~1,75	≥27	810	620
$\varnothing 3,1$	12,0	7,0-9,0	3012	$[+0/-0,7]$	$[+/-0,2]$				
3,2	6,0	1,5-3,5	10713206						
$[+0,08/-0,10]$	8,0	3,5-5,5	3208						
	10,0	5,5-7,0	3210	6,5	0,8	~1,95	≥27	980	760
$\varnothing 3,3$	12,0	7,0-9,0	3212	$[+0/-0,7]$	$[+/-0,2]$				
4,0	6,0	1,0-3,0	10714006						
$[+0,08/-0,15]$	8,0	3,0-5,0	4008						
	10,0	5,0-6,5	4010	8,0	1,0	~2,10	≥27	1.600	1.200
$\varnothing 4,1$	12,0	6,5-8,5	4012	$[+0/-1,0]$	$[+/-0,3]$				
4,8	8,0	2,5-4,5	10714808						
$[+0,08/-0,15]$	10,0	4,5-6,5	4810						
	12,0	6,5-8,5	4812						
$\varnothing 4,9$	14,0	8,5-10,5	4814	9,5	1,1	~2,70	≥27	2.230	1.690
	16,0	10,5-12,5	4816	$[+0/-1,0]$	$[+/-0,3]$				
	18,0	12,5-14,5	4818						
	20,0	14,5-16,5	4820						
5,0	8,0	2,5-4,5	10715008						
$[+0,08/-0,15]$	10,0	4,5-6,5	5010						
	12,0	6,5-8,5	5012	9,5	1,1	~2,70	≥27	2.500	2.000
$\varnothing 5,1$	16,0	10,5-12,5	5016	$[+0/-1,0]$	$[+/-0,3]$				

 **Steel**
Zinc plated

 **Steel**
Zinc plated


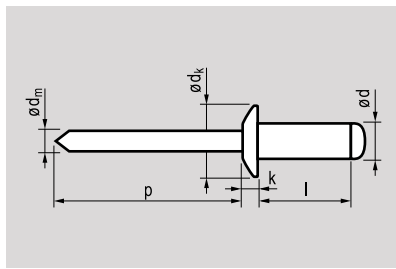


open type I dome head






$\varnothing d$	l [+1/-0,2]		Item nr.	$\varnothing d_k$	k	$\varnothing d_m$	p		
[mm]	[mm]	[mm]		[mm]	[mm]	[mm]	[mm]	[N]	[N]
3,0	6,0	1,5-3,0	10413006						
[+0,08/-0,10]	8,0	3,0-5,0	3008						
	10,0	5,0-7,0	3010	6,5 [+0/-0,7]	0,8 [+/-0,2]	~1,90	≥27	1.125	915
$\varnothing 3,1$	12,0	7,0-9,0	3012						
	14,0	9,0-11,0	3014						
3,2	6,0	1,5-3,0	10413206						
[+0,08/-0,10]	8,0	3,0-5,0	3208						
	10,0	5,0-7,0	3210	6,5 [+0/-0,7]	0,8 [+/-0,2]	~2,00	≥27	1.285	1.060
$\varnothing 3,3$	12,0	7,0-9,0	3212						
	14,0	9,0-11,0	3214						
	16,0	11,0-13,0	3216						
4,0	6,0	1,5-2,5	10414006						
[+0,08/-0,15]	8,0	2,5-4,5	4008						
	10,0	4,5-6,5	4010						
$\varnothing 4,1$	12,0	6,5-8,5	4012	8,0 [+0/-1,0]	1,0 [+/-0,3]	~2,50	≥27	1.990	1.550
	14,0	8,5-10,5	4014						
	16,0	10,5-12,5	4016						
	18,0	12,5-14,5	4018						
	20,0	14,5-16,5	4020						
4,8	6,0	1,0-2,5	10414806						
[+0,08/-0,15]	8,0	2,5-4,5	4808						
	10,0	4,5-6,0	4810						
$\varnothing 4,9$	12,0	6,0-8,0	4812						
	14,0	8,0-10,0	4814						
	16,0	10,0-11,5	4816	9,5 [+0/-1,0]	1,1 [+/-0,3]	~2,90	≥27	2.920	2.300
	18,0	11,5-13,5	4818						
	20,0	13,5-15,0	4820						
	22,0	15,0-17,0	4822						
	25,0	17,0-20,0	4825						
	28,0	20,0-23,0	4828						
	30,0	23,0-26,0	4830						
5,0	8,0	2,5-4,0	10415008						
[+0,08/-0,15]	10,0	4,0-6,0	5010						
	12,0	6,0-8,0	5012						
$\varnothing 5,1$	14,0	8,0-10,0	5014	9,5 [+0/-1,0]	1,1 [+/-0,3]	~2,90	≥27	3.255	2.575
	16,0	10,0-11,5	5016						
	18,0	11,5-13,5	5018						
	20,0	13,5-15,0	5020						

 **Steel**
Zinc plated


 **Steel**
Zinc plated





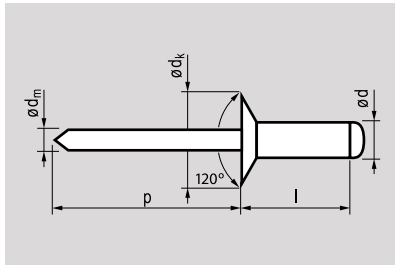
open type I dome head

$\varnothing d$	l		Item nr.	$\varnothing d_k$	k	$\varnothing d_m$	p		
[mm]	[mm]	[mm]		[mm]	[mm]	[mm]	[mm]	[N]	[N]
6,0	12,0	3,5-6,5	10416012						
$[+0,08/-0,15]$	15,0	6,5-9,5	6015						
	18,0	9,5-12,5	6018	12,0	1,5	~3,60	≥31	5.020	4.040
$\varnothing 6,1$	22,0	13,5-16,5	6022	$[+0/-1,5]$	$[+/-0,4]$				
	26,0	17,5-20,5	6026						
	30,0	21,5-24,5	6030						
6,4	12,0	3,5-6,5	10416412						
$[+0,08/-0,15]$	15,0	6,5-9,5	6415						
	18,0	9,5-12,5	6418	13,0	1,8	~3,85	≥31	5.415	4.355
$\varnothing 6,5$	22,0	14,5-16,5	6422	$[+0/-1,5]$	$[+/-0,4]$				
	26,0	18,5-20,5	6426						
	30,0	22,5-24,5	6430						








MFX 1044

 **Steel**
Zinc plated

 **Steel**
Zinc plated



open type I countersunk head

$\varnothing d$ [mm]	l [+1/-0,2] [mm]	 [mm]	Item nr.	$\varnothing d_k$ [mm]	k [mm]	$\varnothing d_m$ [mm]	p [mm]	 [N]	 [N]
3,0	6,0	1,5-3,0	10443006	6,0 [+0/-0,4]	-	~1,90	≥27	1.125	915
[+0,08/-0,10]	8,0	3,0-5,0	3008						
	10,0	5,0-7,0	3010						
$\varnothing 3,1$	12,0	7,0-9,0	3012						
3,2	6,0	1,5-3,0	10443206	6,0 [+0/-0,4]	-	~2,00	≥27	1.285	1.060
[+0,08/-0,10]	8,0	3,0-5,0	3208						
	10,0	5,0-7,0	3210						
$\varnothing 3,3$	12,0	7,0-9,0	3212						
4,0	6,0	1,5-2,5	10444006	7,5 [+0/-0,5]	-	~2,50	≥27	1.990	1.550
[+0,08/-0,15]	8,0	2,5-4,5	4008						
	10,0	4,5-6,5	4010						
$\varnothing 4,1$	12,0	6,5-8,5	4012						
	14,0	8,5-10,5	4014						
	16,0	10,5-12,5	4016						
4,8	8,0	2,5-4,5	10444808	9,0 [+0/-0,5]	-	~2,90	≥27	2.920	2.300
[+0,08/-0,15]	10,0	4,5-6,0	4810						
	12,0	6,0-8,0	4812						
$\varnothing 4,9$	14,0	8,0-10,0	4814						
	16,0	10,0-11,5	4816						
	18,0	11,5-13,5	4818						
	20,0	13,5-15,5	4820						

* these rivets of range 1051 are also available in blister pack.






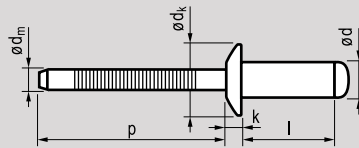
Stainless steel [A2]

Polished



Stainless steel [A2]

Polished




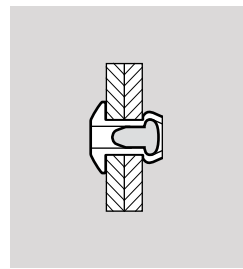
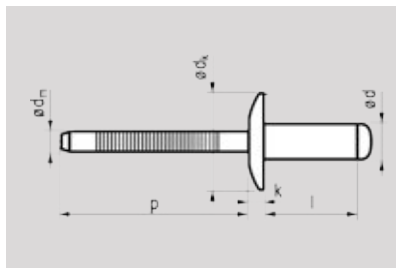
open type | dome head

Ø d	l		Item nr.	Ø d _k	k	Ø d _m	p		
[mm]	[mm]	[mm]		[mm]	[mm]	[mm]	[mm]	[N]	[N]
3,0	6,0	1,5-2,5	*10513006						
[+0,08/-0,10]	8,0	2,5-4,5	*3008	6,5	0,8	~1,90	≥27	2.000	1.600
	10,0	4,5-6,5	*3010	[+0/-0,7]	[+/-0,2]				
Ø 3,1	12,0	6,5-8,5	*3012						
3,2	4,0	~1,5	10513204						
[+0,08/-0,10]	6,0	1,5-2,5	3206						
	8,0	2,5-4,5	3208	6,5	0,8	~2,00	≥27	2.500	1.800
Ø 3,3	10,0	4,5-6,5	3210	[+0/-0,7]	[+/-0,2]				
	12,0	6,5-8,5	3212						
	15,0	8,5-12,0	3215						
	18,0	12,0-15,0	3218						
4,0	6,0	~2,0	10514006						
[+0,08/-0,15]	8,0	2,0-4,0	*4008						
	10,0	4,0-6,0	*4010	8,0	1,0	~2,50	≥27	3.800	3.100
Ø 4,1	13,0	7,0-9,0	*4013	[+0/-1,0]	[+/-0,3]				
	16,0	10,0-12,0	*4016						
	18,0	12,0-14,0	4018						
	20,0	14,0-16,0	4020						
4,8	8,0	1,5-3,0	*10514808						
[+0,08/-0,15]	10,0	3,0-5,0	*4810						
	12,0	5,0-7,0	*4812	9,5	1,1	~2,90	≥27	6.000	4.500
Ø 4,9	14,0	7,0-9,0	4814	[+0/-1,0]	[+/-0,3]				
	16,0	9,0-11,0	*4816						
	18,0	11,0-13,0	*4818						
	20,0	13,0-15,0	*4820						
5,0	8,0	1,5-3,0	10515008						
[+0,08/-0,15]	10,0	3,0-5,0	5010	9,5	1,1	~2,90	≥27	6.500	5.000
	12,0	5,0-7,0	5012	[+0/-1,0]	[+/-0,3]				
Ø 5,1	16,0	9,0-11,0	5016						
6,0	12,0	4,0-6,0	10516012						
[+0,08/-0,15]	15,0	6,0-9,0	6015	12,0	1,5	~3,60	≥31	8.830	6.500
	18,0	9,0-12,0	6018	[+0/-1,5]	[+/-0,4]				
Ø 6,1	20,0	11,0-14,0	6020						
6,4	12,0	4,5-6,5	10516412						
[+0,08/-0,15]	15,0	6,5-9,5	6415	12,0	2,1	~3,85	≥31	8.850	6.500
	18,0	9,5-12,5	6418	[+0/-1,5]	[+/-0,4]				
Ø 6,5	20,0	11,5-14,5	6420						
	25,0	17,0-20,0	6425						



MFX 1052

 **Stainless steel [A2]**
Polished

 **Stainless steel [A2]**
Polished

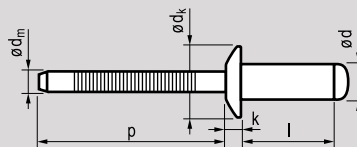


open type I large head








$\varnothing d$	l [+1/-0,2]		Item nr.	$\varnothing d_k$	k	$\varnothing d_m$	p	$\frac{\pm}{\pm}$	$\frac{\pm}{\pm}$
[mm]	[mm]	[mm]		[mm]	[mm]	[mm]	[mm]	[N]	[N]
4,8	8,0	1,5-3,0	10524808						
[+0,08/-0,15]	10,0	3,0-5,0	4810						
	12,0	5,0-7,0	4812	14	1,8	~2,90	≥27	5.300	4.200
$\varnothing 4,9$	14,0	7,0-9,0	4814	[+0/-1,0]	[+/-0,3]				
	16,0	9,0-11,0	4816						

 **Stainless steel [A4]**
Polished

 **Stainless steel [A4]**
Polished




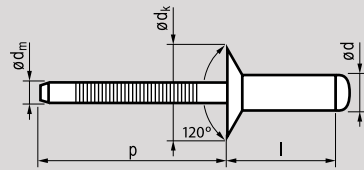
open type | dome head

$\varnothing d$	l [+1/-0,2]		Item nr.	$\varnothing d_k$	k	$\varnothing d_m$	p		
[mm]	[mm]	[mm]		[mm]	[mm]	[mm]	[mm]	[N]	[N]
3,0	6,0	1,5-2,5	15413006						
[+0,08/-0,10]	8,0	2,5-4,5	3008	6,5	0,8	~1,90	≥27	2.000	1.600
	10,0	4,5-6,5	3010	[+0/-0,7]	[+/-0,2]				
$\varnothing 3,1$									
3,2	6,0	1,5-2,5	15413206						
[+0,08/-0,10]	8,0	2,5-4,5	3208	6,5	0,8	~2,00	≥27	2.500	1.800
	10,0	4,5-6,5	3210	[+0/-0,7]	[+/-0,2]				
$\varnothing 3,3$	12,0	6,5-8,5	3212						
4,0	6,0	~2,0	15414006						
[+0,08/-0,15]	8,0	2,0-4,0	4008	8,0	1,0	~2,50	≥27	3.800	3.100
	10,0	4,0-6,0	4010	[+0/-1,0]	[+/-0,3]				
$\varnothing 4,1$	13,0	7,0-9,0	4013						
	16,0	10,0-12,0	4016						
4,8	8,0	1,5-3,0	15414808						
[+0,08/-0,15]	10,0	3,0-5,0	4810	9,5	1,1	~2,90	≥27	6.000	4.500
	12,0	5,0-7,0	4812	[+0/-1,0]	[+/-0,3]				
$\varnothing 4,9$	14,0	7,0-9,0	4814						
	16,0	9,0-11,0	4816						
	18,0	11,0-13,0	4818						







MFX 1054



 **Stainless steel [A2]**
Polished



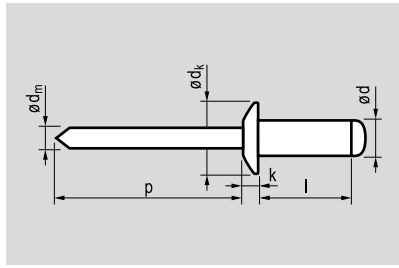
 **Stainless steel [A2]**
Polished










open type I countersunk head

$\varnothing d$	l [+1/-0,2]		Item nr.	$\varnothing d_k$	k	$\varnothing d_m$	p		
[mm]	[mm]	[mm]		[mm]	[mm]	[mm]	[mm]	[N]	[N]
3,2	6,0	1,5-2,5	10543206	6,0 [+0/-0,4]	-	~2,00	≥27	2.500	1.800
[+0,08/-0,10]	8,0	2,5-4,5	3208						
	10,0	4,5-6,5	3210						
$\varnothing 3,3$	12,0	6,5-8,5	3212						
4,0	6,0	~2,0	10544006	7,5 [+0/-0,5]	-	~2,50	≥27	3.800	3.100
[+0,08/-0,15]	8,0	2,0-4,0	4008						
	10,0	4,0-6,0	4010						
$\varnothing 4,1$	12,0	6,0-8,0	4012						
	15,0	9,0-11,0	4015						
4,8	8,0	1,5-3,0	10544808	9,0 [+0/-0,5]	-	~2,90	≥27	6.000	4.500
[+0,08/-0,15]	10,0	3,0-5,0	4810						
	12,0	5,0-7,0	4812						
$\varnothing 4,9$	15,0	8,0-10,0	4815						
	18,0	11,0-13,0	4818						
	21,0	14,0-16,0	4821						
	25,0	18,0-20,0	4825						


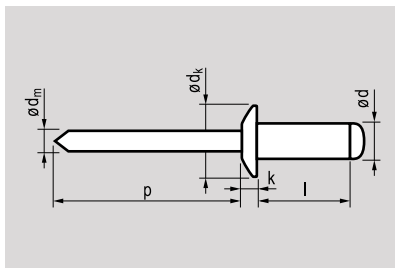
-  **Copper**
Polished
-  **Steel**
Zinc plated





open type I dome head

$\varnothing d$	l [+1/-0,2]		Item nr.	$\varnothing d_k$	k	$\varnothing d_m$	p		
[mm]	[mm]	[mm]		[mm]	[mm]	[mm]	[mm]	[N]	[N]
3,0	6,0	1,0-3,0	11013006						
[+0,08/-0,10]	8,0	3,0-5,0	3008	6,5	0,8	~1,75	≥27	700	600
	10,0	5,0-7,0	3010	[+0/-0,7]	[+/-0,2]				
Ø 3,1	12,0	7,0-9,0	3012						
3,2	6,0	1,0-3,0	11013206						
[+0,08/-0,10]	8,0	3,0-5,0	3208	6,5	0,8	~1,95	≥27	800	700
	10,0	5,0-7,0	3210	[+0/-0,7]	[+/-0,2]				
Ø 3,3	12,0	7,0-9,0	3212						
4,0	6,0	1,0-2,5	11014006						
[+0,08/-0,15]	8,0	2,5-4,5	4008						
	10,0	4,5-6,5	4010	8,0	1,0	~2,10	≥27	1.500	1.000
Ø 4,1	12,0	6,5-8,5	4012	[+0/-1,0]	[+/-0,3]				
	14,0	8,5-10,5	4014						
	16,0	10,5-12,5	4016						
4,8	8,0	1,5-3,5	11014808						
[+0,08/-0,15]	10,0	3,5-5,5	4810						
	12,0	5,5-7,5	4812	9,5	1,1	~2,70	≥27	2.000	1.500
Ø 4,9	14,0	7,5-9,5	4814	[+0/-1,0]	[+/-0,3]				
	16,0	9,5-11,5	4816						

-  **Copper**
Polished
-  **Bronze**
Polished



open type I dome head

$\varnothing d$	l [+/-0,10]		Item nr.	$\varnothing d_k$	k	$\varnothing d_m$	p	$\frac{\pm}{\pm}$	$\frac{\pm}{\pm}$
[mm]	[mm]	[mm]		[mm]	[mm]	[mm]	[mm]	[N]	[N]
3,2	5,0	2,0-3,0	11513205						
[+0/-0,05]	6,0	2,5-3,5	3206						
	7,0	3,0-4,5	3207	6,2	0,8	~2,00	≥31	1.000	800
$\varnothing 3,3$	9,0	4,0-6,5	3209	[+/-0,2]	[+/-0,2]				
	10,0	5,0-7,5	3210						
	12,0	7,0-9,5	3212						

Masterfix Standard blind rivets for special applications

In addition to the standard range of blind rivets, Masterfix offers the supply of many other types of blind rivets for specific applications from stock.

Peel rivets for applications in soft materials such as

Wood
Insulation
Plastics
Plasterboard

TRIFORM rivets for applications in soft materials such as

Wood
Insulation
Plastics
Plasterboard

Grooved rivets for applications in materials such as

Wood
Plastics, e.g. flight cases


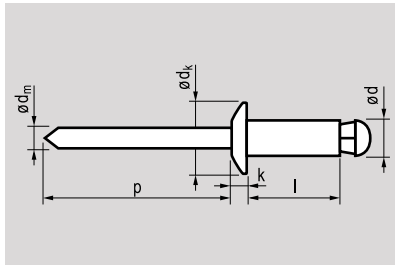
HAMMERDRIVE for applications in materials such as

Brick and concrete
Roofing
Sealing profiles
Insulation industry







If you are looking for a solution to a specific fastening problem, just contact us. Our Sales department, in cooperation with our Research and Development department, will find a suitable solution for you.

Info

-  **Aluminium** [AlMg3,5]
Polished
-  **Steel**
Zinc plated




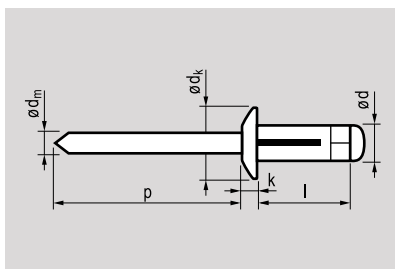
peel type I dome head

$\varnothing d$	l [+0,3/-0,2]		Item nr.	$\varnothing d_k$	k	$\varnothing d_m$	p		
[mm]	[mm]	[mm]		[mm]	[mm]	[mm]	[mm]	[N]	[N]
3,2	8,0	0,5-1,0	13013208						
[+/-0,15]	10,0	1,0-3,0	3210						
	12,0	3,0-5,0	3212	6,5 [+/-0,2]	1,0 [+/-0,1]	~1,80	≥27	750	820
\varnothing [3,5 min]	16,0	7,0-9,0	3216						
[3,7 max]	18,0	9,0-11,0	3218						
4,0	10,0	1,5-5,0	13014010						
[+/-0,15]	12,0	4,0-6,5	4012						
	14,0	6,0-9,0	4014	8,0 [+/-0,4]	1,2 [+/-0,2]	~2,10	≥27	1.140	1.280
\varnothing [4,3 min]	16,0	8,0-11,0	4016						
[4,5 max]	18,0	10,0-13,0	4018						
	20,0	12,0-15,0	4020						
4,8	10,0	1,5-4,0	13014810						
[+/-0,15]	12,0	2,0-6,0	4812						
	14,0	4,0-8,0	4814						
\varnothing [5,2 min]	16,0	6,0-10,0	4816						
[5,3 max]	18,0	8,0-12,0	4818						
	20,0	10,0-14,0	4820	9,0 [+/-0,4]	1,4 [+/-0,2]	~2,70	≥27	2.450	2.100
	22,0	12,0-16,0	4822						
	25,0	16,0-19,0	4825						
	30,0	19,0-24,0	4830						
	35,0	24,0-29,0	4835						
	40,0	29,0-34,0	4840						








 **Aluminium [AlMg2,5]**
Polished

 **Aluminium [AlMg5]**
Polished



TRIFORM I dome head

$\varnothing d$	l [+1/-0,2]		Item nr.	$\varnothing d_k$	k	$\varnothing d_m$	p		
[mm]	[mm]	[mm]		[mm]	[mm]	[mm]	[mm]	[N]	[N]
4,0	13,6	1,0-3,0	13614013						
[+/-0,1]	18,8	1,0-7,0	4018	8,0 [+/-0,29]	≤1,4	~2,30	≥27	800	600
 Ø 4,2 [4,4 max]									
4,8	15,3	1,0-4,0	13614815						
[+/-0,1]	20,5	1,0-9,0	4820	9,6 [+/-0,29]	≤1,6	~2,90	≥27	1.100	800
 Ø 5,0 [5,2 max]	24,5	4,0-12,0	4824						

MFX 1601



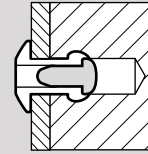
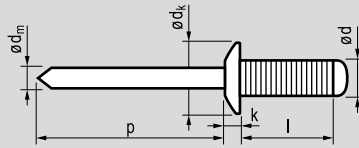
Aluminium [AlMg3,5]

Polished



Steel

Zinc plated



grooved type I dome head

$\varnothing d$	l [+1/-0,2]		Item nr.	$\varnothing d_k$	k	$\varnothing d_m$	p		
[mm]	[mm]	[mm]		[mm]	[mm]	[mm]	[mm]	[N]	[N]
3,2	10,0	Max. 6,0	16013210						
[+0,35/-0]	14,0	Max. 10,0	3214	6,0 [+/-0,24]	≤1,4	~1,80	≥27	930	525
$\varnothing 3,4$									
4,0	8,0	Max. 4,0	16014008						
[+0,35/-0]	10,0	Max. 6,0	4010	8,0 [+/-0,29]	≤1,7	~2,20	≥27	1.410	885
	12,0	Max. 8,0	4012						
$\varnothing 4,3$	16,0	Max. 12,0	4016						
4,8	8,0	Max. 4,0	16014808						
[+0,35/-0]	10,0	Max. 6,0	4810						
	11,0	Max. 7,0	4811						
$\varnothing 5,1$	12,0	Max. 8,0	4812						
	14,0	Max. 10,0	4814						
	16,0	Max. 12,0	4816	9,5 [+/-0,29]	≤2,0	~2,65	≥27	1.575	1.185
	18,0	Max. 14,0	4818						
	20,0	Max. 16,0	4820						
	25,0	Max. 21,0	4825						
	30,0	Max. 26,0	4830						

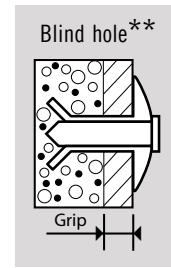

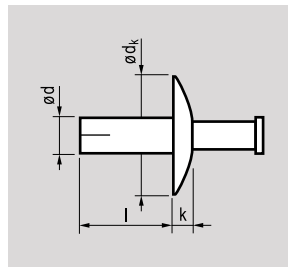
MFX 1803



Aluminium [AlMg5]
Polished



Stainless steel [A2]
Polished



HAMMERDRIVE | extra large head

$\varnothing d$	l [+1/-0,2]	Item nr.			$\varnothing d_k$	k		
[mm]	[mm]		* (e.g. steel) mm	Blind hole** (e.g. concrete) mm	[mm]	[mm]	[N]	[N]
4,8	16	18034816	11,5-13,0	11,0				
[+0,08/-0,15]	20	4820	15,5-17,0	15,0				
	25	4825	20,5-22,0	20,0				
$\varnothing 4,9$	30	4830	25,5-27,0	25,0	14,5	2,2	2.600 *	4.500
	35	4835	30,5-32,0	30,0	[+/-0,5]	max.	2.200**	
	40	4840	35,5-37,0	35,0				
	45	4845	40,5-42,0	40,0				
	50	4850	45,5-47,0	45,0				

Min. depth for drilling: $l + 6,0$ mm

Masterfix Closed end rivets

Masterfix Closed end rivets have been specially developed to combine a strong fixing with a water- or air-proof sealing.

Advantages

During setting, the rivet body expands to fill the hole enabling the rivet to withstand pressures up to 35 bar (3500 kPa)

After setting, the mandrel head is 100% retained, providing high resistance to vibration

Air- and waterproof

Higher tensile and shear strengths

Applications

Coach work

Containers

HVAC applications

Shipbuilding industry

Cladding

Note: to ensure an optimum setting, a correct size of the pre-drilled hole is important with closed end rivets.

Info



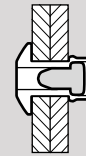
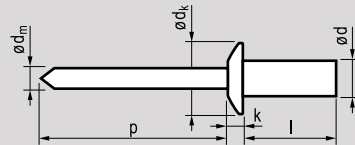
Aluminium [AlMg5]

Polished



Steel

Phosphated



closed end | dome head

$\varnothing d$	l [+1/-0,2]		Item nr.	$\varnothing d_k$	k	$\varnothing d_m$	p		
[mm]	[mm]	[mm]		[mm]	[mm]	[mm]	[mm]	[N]	[N]
3,2	6,5	0,5-2,0	12013206						
[+/-0,08]	8,0	2,0-3,5	3208						
	9,5	3,5-5,0	3209	6,0 [+/-0,24]	≤1,4	~1,70	≥27	1.250	1.070
Ø 3,3	10,7	5,0-6,5	3210						
	12,7	6,5-8,0	3212						
4,0	8,0	0,5-3,5	12014008						
[+/-0,08]	9,5	3,5-4,5	4009						
	11,0	4,5-6,5	4011	8,0 [+/-0,29]	≤1,7	~2,18	≥27	2.240	1.700
Ø 4,1	12,7	6,5-8,0	4012						
	15,0	8,0-10,5	4015						
4,8	8,0	1,0-3,0	12014808						
[+/-0,08]	9,5	3,0-4,5	4809						
	11,0	4,5-6,0	4811						
Ø 4,9	12,5	6,0-7,5	4812						
	14,0	7,5-9,0	4814	9,5 [+/-0,29]	≤2,0	~2,63	≥27	3.100	2.200
	16,0	9,0-11,0	4816						
	18,0	11,0-13,0	4818						
	21,0	13,0-16,0	4821						
	25,0	16,0-20,0	4825						
6,4	12,5	1,5-6,0	12016412						
[+/-0,11]	16,0	6,0-8,0	6416	12,7 [+/-0,35]	≤2,5	~3,70	≥31	4.900	3.950
Ø 6,5									



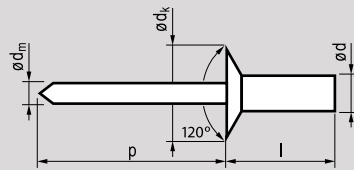
Aluminium [AlMg5]

Polished



Steel

Phosphated



closed end I countersunk head

$\varnothing d$	l [+1/-0,2]		Item nr.	$\varnothing d_k$	k	$\varnothing d_m$	p		
[mm]	[mm]	[mm]		[mm]	[mm]	[mm]	[mm]	[N]	[N]
3,2	7,5	1,5-3,5	12043207						
[+/-0,08]	9,0	3,0-5,0	3209	6,0 [+0/-0,4]	-	~1,70	≥ 27	1.245	1.070
	10,5	4,5-6,5	3210						
$\varnothing 3,3$									
4,0	9,5	3,0-5,0	12044009						
[+/-0,08]	11,0	4,5-6,5	4011	7,9 [+0/-0,3]	-	~2,20	≥ 27	2.240	1.710
	12,5	6,0-8,0	4012						
$\varnothing 4,1$									
4,8	9,5	2,5-4,5	12044809						
[+/-0,08]	11,0	4,0-6,0	4811						
	12,5	5,5-7,5	4812	9,5 [+/-0,4]	-	~2,65	≥ 27	3.070	2.230
$\varnothing 4,9$	14,0	7,0-9,0	4814						
	15,5	8,5-10,5	4815						
	19,0	12,0-14,0	4819						




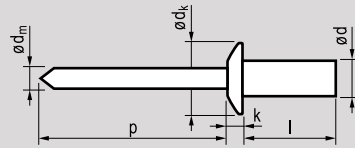
Aluminium [Al99,5]

Polished



Aluminium

Polished



closed end | dome head

$\varnothing d$	l [+1/-0,2]		Item nr.	$\varnothing d_k$	k	$\varnothing d_m$	p	\updownarrow	\rightleftarrows
[mm]	[mm]	[mm]		[mm]	[mm]	[mm]	[mm]	[N]	[N]
3,2	8,0	0,5-3,5	12113208	6,0 [+/-0,24]	≤1,4	~1,80	≥27	490	450
[+/-0,08]	9,5	3,5-5,5	3209						
$\varnothing 3,3$									
4,0	9,5	0,5-5,0	12114009	8,0 [+/-0,29]	≤1,7	~2,20	≥27	820	580
[+/-0,08]	12,5	5,0-8,0	4012						
$\varnothing 4,1$									
4,8	9,5	1,0-4,5	12114809	9,5 [+/-0,29]	≤2,0	~2,65	≥27	1.120	900
[+/-0,08]	11,5	4,5-6,5	4811						
	14,5	6,5-9,5	4814						
$\varnothing 4,9$	18,0	9,5-13,0	4818						



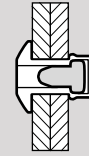
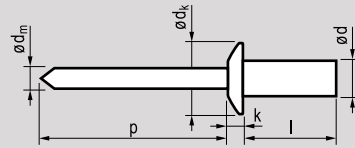
Aluminium [AlMg5]

Polished



Stainless steel [A2]

Polished



closed end | dome head

$\varnothing d$	l [+1/-0,2]		Item nr.	$\varnothing d_k$	k	$\varnothing d_m$	p		
[mm]	[mm]	[mm]		[mm]	[mm]	[mm]	[mm]	[N]	[N]
3,2	6,5	0,5-2,0	12313206						
[+/-0,08]	8,0	2,0-3,5	3208						
	9,5	3,5-5,0	3209	6,0 [+/-0,24]	≤1,4	~1,70	≥27	1.250	1.070
Ø 3,3	11,0	5,0-6,5	3211						
	12,7	6,5-8,0	3212						
4,0	8,0	0,5-3,5	12314008						
[+/-0,08]	9,5	3,5-4,5	4009						
	11,0	4,5-6,5	4011	8,0 [+/-0,29]	≤1,7	~2,18	≥27	2.240	1.700
Ø 4,1	12,7	6,5-8,0	4012						
4,8	8,0	1,0-3,0	12314808						
[+/-0,08]	9,5	3,0-4,5	4809						
	11,0	4,5-6,0	4811						
Ø 4,9	12,5	6,0-7,5	4812						
	14,0	7,5-9,0	4814	9,5 [+/-0,29]	≤2,0	~2,63	≥27	3.100	2.200
	16,0	9,0-11,0	4816						
	18,0	11,0-13,0	4818						
	21,0	13,0-16,0	4821						



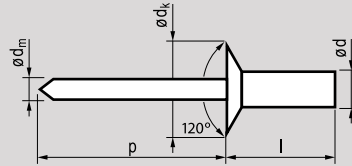
Aluminium [AlMg5]

Polished



Stainless steel [A2]

Polished

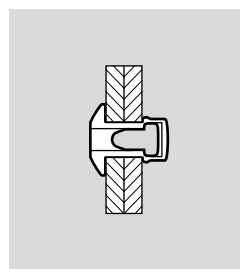
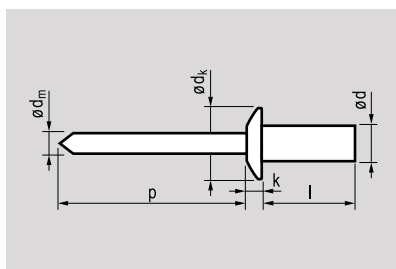


closed end I countersunk head







$\varnothing d$	l [+1/-0,2]		Item nr.	$\varnothing d_k$	k	$\varnothing d_m$	p	\updownarrow [N]	\rightleftarrows [N]
[mm]	[mm]	[mm]		[mm]	[mm]	[mm]	[mm]	[N]	[N]
3,2 [+/-0,08] $\varnothing 3,3$	9,0	3,0-5,0	12343209	6,0 [+0/-0,4]	-	~1,70	≥ 27	1.245	1.070
4,0 [+/-0,08] $\varnothing 4,1$	9,5 11,0	3,0-5,0 4,5-6,5	12344009 4011	7,9 [+/-0,3]	-	~2,20	≥ 27	2.240	1.710
4,8 [+/-0,08] $\varnothing 4,9$	11,0 14,0 18,0	4,0-6,0 7,0-9,0 11,0-13,0	12344811 4814 4818	9,5 [+/-0,4]	-	~2,63	≥ 27	3.070	2.230

 **Steel**
Zinc plated

 **Steel**
Zinc plated




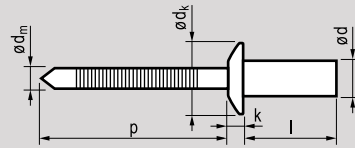
closed end | dome head

$\varnothing d$	l [+1/-0,2]		Item nr.	$\varnothing d_k$	k	$\varnothing d_m$	p		
[mm]	[mm]	[mm]		[mm]	[mm]	[mm]	[mm]	[N]	[N]
3,2	6,0	0,5-1,5	12413206						
[+0,08/-0,10]	8,0	1,5-3,0	3208						
	9,5	3,0-5,0	3209	6,0 [+/-0,24]	1,0 [+/- 0,3]	~1,90	≥27	2.200	1.600
$\varnothing 3,3$	12,0	5,0-7,0	3212						
4,0	6,0	0,5-1,5	12414006						
[+0,08/-0,10]	8,0	1,5-3,0	4008						
	10,0	3,0-5,0	4010	8,0 [+/-0,29]	1,4 [+/- 0,3]	~2,30	≥27	2.500	2.300
$\varnothing 4,1$	12,0	5,0-6,5	4012						
	15,0	6,5-10,5	4015						
4,8	8,0	1,0-3,0	12414808						
[+0,08/-0,10]	9,5	3,0-5,0	4809						
	12,0	5,0-6,5	4812	9,5 [+/-0,29]	1,7 [+/- 0,3]	~2,90	≥27	3.800	2.900
$\varnothing 4,9$	16,0	6,5-10,5	4816						









 **Stainless steel [A2]**
Polished

 **Stainless steel**
Polished



closed end | dome head

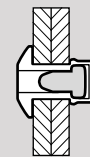
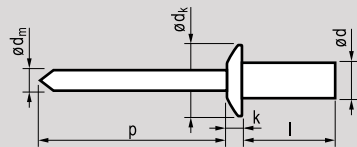
$\varnothing d$	l [+1/-0,2]		Item nr.	$\varnothing d_k$	k	$\varnothing d_m$	p		
[mm]	[mm]	[mm]		[mm]	[mm]	[mm]	[mm]	[N]	[N]
3,2	6,0	0,5-1,5	12613206	6,0 [+/-0,24]	≤1,4	~1,90	≥27	2.500	2.000
[+0,08/-0,10]	8,0	1,5-3,0	3208						
	9,5	3,0-5,0	3209						
Ø 3,3	12,0	5,0-7,0	3212						
4,0	6,0	0,5-1,5	12614006	8,0 [+/-0,29]	≤1,7	~2,30	≥27	4.000	3.000
[+0,08/-0,10]	8,0	1,5-3,0	4008						
	9,5	3,0-5,0	4009						
Ø 4,1	12,0	5,0-6,5	4012						
	16,0	6,5-10,5	4016						
4,8	8,0	1,0-3,0	12614808	9,5 [+/-0,29]	≤2,0	~2,90	≥27	5.500	4.500
[+0,08/-0,10]	9,5	3,0-5,0	4809						
	12,0	5,0-6,5	4812						
Ø 4,9	16,0	6,5-10,5	4816						
	20,0	10,5-14,0	4820						



Copper
Polished



Steel
Protection layer



closed end | dome head


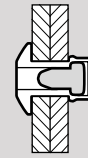
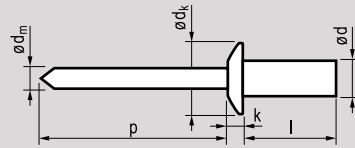
$\varnothing d$	l [+1/-0,2]		Item nr.	$\varnothing d_k$	k	$\varnothing d_m$	p		
[mm]	[mm]	[mm]		[mm]	[mm]	[mm]	[mm]	[N]	[N]
3,2	6,5	0,5-2,0	12513206						
[+0,08/-0,10]	8,0	1,0-3,5	3208	6,0	$\leq 1,4$	$\sim 1,70$	≥ 27	1.300	850
	9,5	2,5-5,0	3209	[+/-0,24]					
$\varnothing 3,3$	12,5	5,0-8,0	3212						
4,0	8,0	0,5-3,5	12514008	8,0	$\leq 1,7$	$\sim 2,18$	≥ 27	2.000	1.350
[+0,08/-0,10]	10,0	3,5-5,0	4010	[+/-0,29]					
$\varnothing 4,1$									
4,8	9,5	3,5-5,0	12514809	9,5	$\leq 2,0$	$\sim 2,63$	≥ 27	2.800	1.950
[+0,08/-0,10]	11,5	5,0-6,5	4811	[+/-0,29]					
$\varnothing 4,9$									



Copper
Polished



Stainless steel [A2]
Polished



closed end | dome head

$\varnothing d$	l [+1/-0,2]		Item nr.	$\varnothing d_k$	k	$\varnothing d_m$	p	\updownarrow	\rightleftarrows
[mm]	[mm]	[mm]		[mm]	[mm]	[mm]	[mm]	[N]	[N]
3,2	6,5	0,5-1,5	12813206						
[+0,08/-0,10]	8,0	1,0-3,0	3208						
	9,5	2,5-4,5	3209	6,0 [+/-0,24]	≤1,4	~1,70	≥27	1.300	850
Ø 3,3	12,5	5,5-7,5	3212						
4,0	8,0	0,5-3,0	12814008						
[+0,08/-0,10]	10,0	3,0-5,0	4010	8,0 [+/-0,29]	≤1,7	~2,18	≥27	2.000	1.350
Ø 4,1									

Masterfix Masterbulb

The Masterfix Masterbulb is a newcomer in the assortment of standard high strength rivets Masterfix is offering.

The steel as well as the stainless steel Masterbulb rivets forms a very large secondary flange on the back side after setting. This makes this rivet ideal for high strength assembly in thin sheets.

Advantages

High tensile and shear strengths

Permanent mandrel retention, avoids rattling of rest-mandrels

Good hole filling capacity compensates oversized, slotted or misaligned holes

Provides a large back side bearing area

Good spreading of the clamping load

Vibration resistant

No special tooling or “nose piece” is needed

Applications

Automotive industry

Electronics & Telecom industry

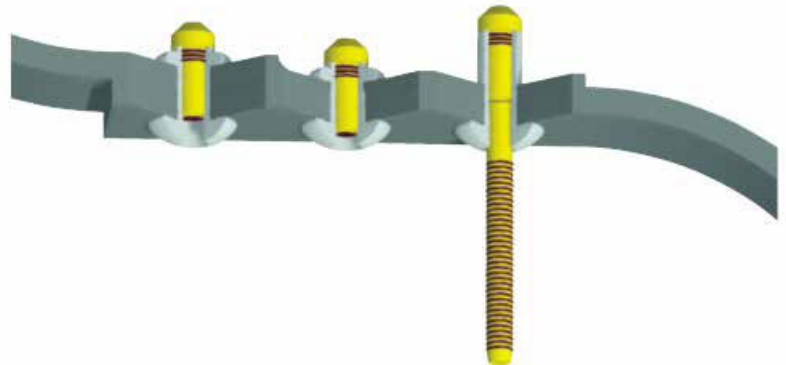
Cabinets and enclosures

White goods

HVAC industry

Construction work


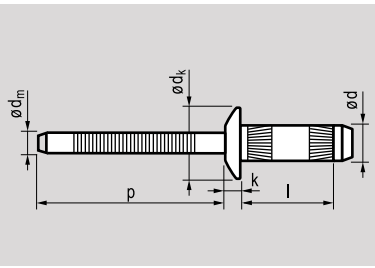
Repair & Service industry









Info


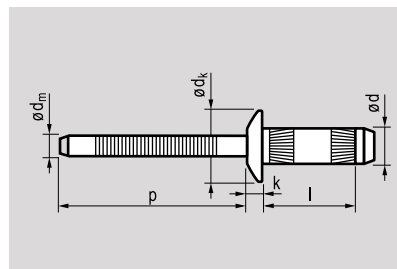
 **Stainless steel**
Polished

 **Stainless steel**
Polished



MASTERBULB | high strength | dome head

$\varnothing d$	l [+1/-0,2]		Item nr.	$\varnothing d_k$ [max.]	k [max.]	$\varnothing d_m$	p		
[mm]	[mm]	[mm]		[mm]	[mm]	[mm]	[mm]	[N]	[N]
3,2	6,6	1,0-3,0	16113207						1.600
[+0,09/-0,15]	9,2	3,0-5,0	3209	6,8	1,4	~2,10	≥27	2.000	1.700
	11,5	5,0-7,0	3211						2.500
$\varnothing 3,3$ [3,4 max]									
4,0	7,5	1,0-3,0	16114008						
[+0,09/-0,15]	9,5	3,0-5,0	4010	8,0	1,5	~2,60	≥27	4.000	4.200
	12,5	5,0-7,0	4012						
$\varnothing 4,1$ [4,3 max]									
4,8	10,0	1,5-3,5	16114809						
[+0,09/-0,15]	12,0	3,5-6,0	4812	9,6	1,5	~3,20	≥27	5.000	5.500
	14,3	6,0-8,5	4814						
$\varnothing 4,9$ [5,1 max]									



MASTERBULB I high strength I dome head

$\varnothing d$	l [+1/-0,2]		Item nr.	$\varnothing d_k$ [max.]	k [max.]	$\varnothing d_m$	p		
[mm]	[mm]	[mm]		[mm]	[mm]	[mm]	[mm]	[N]	[N]
3,2	6,6	1,0-3,0	16213207						1.200
[+0,09/-0,15]	9,2	3,0-5,0	3209	6,8	1,4	~2,00	≥27	1.300	1.700
	11,5	5,0-7,0	3211						2.500
$\varnothing 3,3$ [3,4 max]									
4,0	7,5	1,0-3,0	16214008						
[+0,09/-0,15]	9,5	3,0-5,0	4010	8,0	1,5	~2,60	≥27	2.800	3.500
	12,5	5,0-7,0	4012						
$\varnothing 4,1$ [4,3 max]									
4,8	10,0	1,5-3,5	16214809						
[+0,09/-0,15]	12,0	3,5-6,0	4812	9,6	1,5	~3,00	≥27	3.800	4.200
	14,3	6,0-8,5	4814						
$\varnothing 4,9$ [5,1 max]									

Masterfix high strength rivets

Masterfix High strength rivets are especially designed for heavy applications, for example in the automotive industry and in the construction industry. In short, everywhere, where high loads are combined with a need for reliability.

High strength rivets are known for their high tensile and shear strengths and mandrel retention capacity.

MASTERLOCK II

MASTERLOCK

The Masterlock has been engineered to fulfil a market need for a high clamp blind fastener, for thin sheet applications. Large diameter head and broad secondary flange diffuses the load over a large area, ensuring permanent clamp. This unique fastener also offers a tapered hole-seeking tip, which ensures quick and easy installation.

P-LOCK

P-LOCK

The blind rivet with a multigrip clamping range and a high tensile and shear strength offers a high resistance to vibrations and a good watertight connection. After setting, the rest mandrel is retained in the body permanently, because of the special mandrel locking system.

Advantages

- The special locking mechanism increases the clamping force
- After setting, the mandrel is locked permanently
- A 100% watertight connection
- High resistance to vibrations
- Large clamping capacity


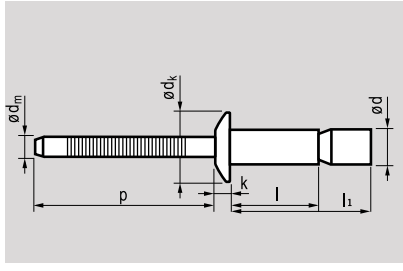
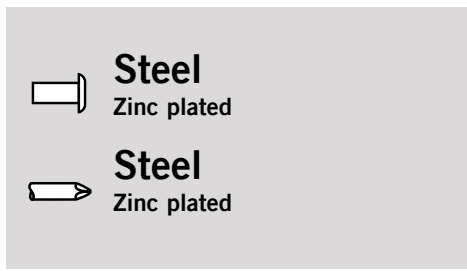


Applications

Automotive industry
Containers
Coach works

Truck building
Construction work

Info



P-LOCK | high strength | dome head

$\varnothing d$	l (I1) [max.]		Item nr.	$\varnothing d_k$	k	$\varnothing d_m$	p		
[mm]	[mm]	[mm]		[mm]	[mm]	[mm]	[mm]	[N]	[N]
6,4	14,0 (23,7)	2,03-9,53	17616414	12,7	$\leq 2,9$	$\sim 4,00$	≥ 27	10.400	11.700
[+0,18/-0,05]	20,0 (33,0)	2,03-15,87	6420	[+/-0,7]					
$\varnothing 6,6-7,0$									




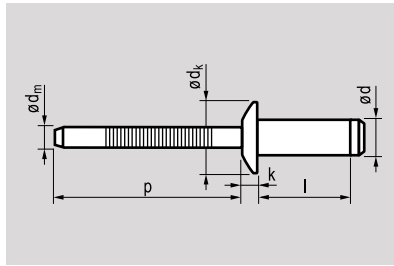
- This rivet requires to be set with a special nose piece. The nose piece can be ordered at Masterfix. Nose piece 6,4: item number O900P00040

- Minimal setting force required 13,5 kN. Check tool specifications for complete information.







 **Steel**
Zinc plated

 **Steel**
Zinc plated

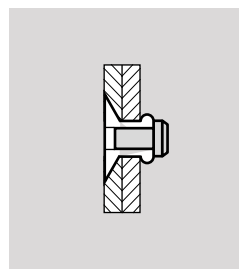
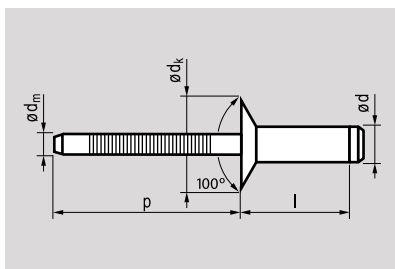


MASTERLOCK I high strength I dome head





$\varnothing d$	l [+1/-0,3]		Item nr.	$\varnothing d_k$	k	$\varnothing d_m$	p		
[mm]	[mm]	[mm]		[mm]	[mm]	[mm]	[mm]	[N]	[N]
6,4	10,5	2,8-4,8	14716410						
[+0,11/-0,05]	12,5	4,8-6,8	6412						
	14,5	6,8-8,8	6414	13,0	3,0	~4,17	≥32	6.600	min. 5.390
$\varnothing 6,6$ [6,8 max]	16,5	8,8-10,8	6416	[+/-0,3]	[+/-0,2]				max. 11.180
	18,5	10,8-12,8	6418						
	20,5	12,8-14,8	6420						

 **Steel**
Zinc plated

 **Steel**
Zinc plated



MASTERLOCK I high strength I countersunk head


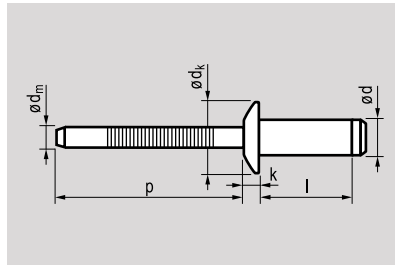
$\varnothing d$	l [+1/-0,2]		Item nr.	$\varnothing d_k$	k	$\varnothing d_m$	p		
[mm]	[mm]	[mm]		[mm]	[mm]	[mm]	[mm]	[N]	[N]
6,4	11,5	3,8-5,8	14746411						
[+0,11/-0,05]	12,5	4,8-6,8	6412						
	13,5	5,8-7,8	6413	10,0	2,0	~4,17	≥32	5.490	min. 5.390
$\varnothing 6,6$ [6,8 max]	15,5	7,8-9,8	6415	[+/-0,3]	[+/-0,2]				max.10.300
	17,5	9,8-11,8	6417						
	19,5	11,8-13,8	6419						



Aluminium [AlMg2,5]
Polished



Aluminium [AlMg6,0]
Polished



MASTERLOCK I high strength I dome head

Ø d	l [+/-0,3]		Item nr.	Ø d _k	k	Ø d _m	p		
[mm]	[mm]	[mm]		[mm]	[mm]	[mm]	[mm]	[N]	[N]
6,4	10,5	2,8-4,8	15116410						
[+0,11/-0,05]	12,5	4,8-6,8	6412						
	14,5	6,8-8,8	6414	13,0	3,0	-4,17	≥32	3.500	5.000
Ø 6,6 [6,8 max]	16,5	8,8-10,8	6416	[+0/-0,3]	[+/-0,2]				
	18,5	10,8-12,8	6418						
	20,5	12,8-14,8	6420						




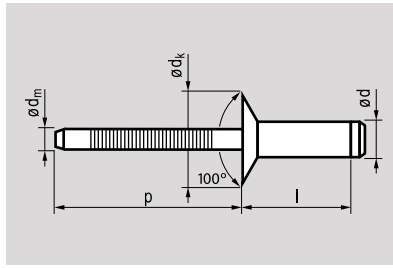
Aluminium [AlMg2,5]

Polished



Aluminium [AlMg6,0]

Polished



MASTERLOCK I high strength I countersunk head

$\varnothing d$	l [+1/-0,2]		Item nr.	$\varnothing d_k$	k	$\varnothing d_m$	p		
[mm]	[mm]	[mm]		[mm]	[mm]	[mm]	[mm]	[N]	[N]
6,4	11,5	3,8-5,8	15146411						
[+0,11/-0,05]	13,5	5,8-7,8	6413						
	15,5	7,8-9,8	6415	10,0	2,0	~4,17	≥32	3.000	4.000
$\varnothing 6,6$ [6,8 max]	17,5	9,8-11,8	6417	[+0/-0,3]	[+/-0,2]				
	18,5	11,8-13,8	6419						
	21,5	13,8-15,8	6421						

Masterfix Hand tools for blind rivets

Distinguish themselves by

- Wide choice
- High professional quality
- Competitive price levels
- Continuous product development and innovations
- Complete supply of tools with full set of nose pieces
- Wide selection of service packs (tool-sets)

The table below shows which hand tool we recommend for particular rivet sizes and materials.

In case of questions we will of course be pleased to give you further advice.

	Ø 2.4			Ø 3.0 - 3.2			Ø 4.0			Ø 4.8 - 5.0			Ø 6.0 - 6.4			Ø 8.0	
	Aluminium	Steel	Stainl. steel	Aluminium	Steel	Stainl. steel	Aluminium	Steel	Stainl. steel	Aluminium	Steel	Stainl. steel	Aluminium	Steel	Stainl. steel	P-Lock steel	Stainl. steel
MFX 150																	
MFX 10000																	
MFX 80																	
MFX 260																	
MFX 280																	

Recommended capacity
 Additional option

Info

Hand tools for blind rivets



MFX 150A item nr. 43105150A

Professional blind riveting tool for small and light assembly work.



Capacity	ø2,4 - 5,0 mm
Weight	0,6 kg
Length	250 mm
Body material	Aluminium
Lever material	Steel
Equipment incl.	Nose pieces ø3,0 - 5,0 mm
Separately available	Nose piece ø2,4 mm
Also available	As set with assorted PLIA rivets item nr. 43105150AS



MFX 150B item nr. 43105150B

Professional blind riveting tool for small and light assembly work. Equipped with an opening spring.



Capacity	ø2,4 - 5,0 mm
Weight	0,6 kg
Length	250 mm
Body material	Aluminium
Lever material	Steel
Equipment incl.	Nose pieces ø3,0 - 5,0 mm
Separately available	Nose piece ø2,4 mm
Also available	As set with assorted PLIA rivets item nr. 43105150BS




Hand tools for blind rivets



MFX 10000 item nr. 43105100

Practical blind riveting tool for small & light assembly work. The front sleeve can be positioned horizontally as well as vertically.

Capacity	ø2,4 - 5,0 mm
Weight	0,85 kg
Length	300 mm
Body material	Aluminium
Lever material	Steel
Equipment	Nose pieces ø2,4 - 5,0 mm



MFX 80 item nr. 43106080

Improved Lazy Tong blind riveting tool for "one" handed setting. With reinforced links and capacity increase to 6,4 mm rivets in steel. This tool requires only minimal physical effort.

Capacity	ø3,0 - 6,4 mm
Weight	2,4 kg
Length	310 mm (folded)
Body material	Aluminium
Lever material	Steel
Equipment	Nose pieces ø3,0 - 6,4 mm



MFX 260 item nr. 43106260

Heavy duty long arm riveter with adjustable front sleeve, allowing the breaking point to be set in the most ideal position.

Capacity	ø3,0 - 6,4 mm
Weight	1,9 kg
Length	520 mm
Body material	ABS (plastic) with steel parts
Lever material	Steel
Equipment	Nose pieces ø3,0 - 6,4 mm



MFX 280 item nr. 43108280

Heavy duty long arm riveter with adjustable levers for easier setting of large rivets. The adjustable front sleeve, allows the breaking point to be set in the most ideal position.

Capacity	ø4,0 - 8,0 mm ø4,8 - 6,5 mm P-LOCK, Magna Lok® & Monobolt®
Weight	2,6 kg
Length	660 mm max.
Body material	ABS (plastic) with steel parts
Lever material	Steel
Equipment incl.	- Nose pieces ø4,0 - 6,4 mm - Monobolt® ø4,8 - 6,4 mm - Magna-Lok® ø4,8 - 6,5 mm

Masterfix EZM Power tools for blind rivets

ZM 1000 / EZM 2000

The new generation EZMaster hydraulic/pneumatic tools combine strength and reliability with a sleek, attractive and ergonomically sound design and are very well suited for continuous use.

The hydraulic 'house' is made of ABS and the pneumatic 'house' is made of a revolutionary new synthetic material with the strength and rigidity of cast metals or alloys. The tool is equipped with a pressure relief valve and the high-tech sealing makes this tool 'oil service free'.

The tools are equipped with an easy to use vacuum retraction system which is activated by simply turning the mandrel collection cup.

Position 1 (1st click) = mandrel collector is locked onto the tool - no retraction yet.

Position 2 (2nd click) = vacuum retraction is activated.

The collection cup is equipped with a silicon bottom providing an escape for excess air as well as a welcome sound reduction when the rest mandrel is released into the cup.

All Masterfix Power tools meet the current CE-standard.

The table below shows which tool we recommend for a particular rivet size and material.

	Ø 2.4			Ø 3.0 - 3.2			Ø 4.0			Ø 4.8 - 5.0			Ø 6.0 - 6.4		
	Aluminium	Steel	Stainl. steel	Aluminium	Steel	Stainl. steel	Aluminium	Steel	Stainl. steel	Aluminium	Steel	Stainl. steel	Aluminium	Steel	Stainl. steel
EZM 1000															
EZM 2000															

Recommended capacity

Info

Power tools for blind rivets



EZM 1000 item nr. 451EZM1000

New hydraulic/pneumatic blind riveting tool with extraction, mandrel collector and suspension bracket.

Capacity	ø3,0 - 5,0 mm
Weight	1,25 kg
Dimensions	264 x 272 x 102 mm
Stroke	17,0 mm
Pressure required	5 - 7 Bar
Traction power(6 bar)	7,3 kN (6 bar)
Equipment	Nose pieces ø3,0 - 5,0 mm




EZM 2000 item nr. 451EZM2000

New hydraulic/pneumatic blind riveting tool with extraction, mandrel collector and suspension bracket.

Capacity	ø4,0 - 6,4 mm
Weight	1,65 kg
Dimensions	275 x 272 x 125 mm
Stroke	21,0 mm
Pressure required	5 - 7 Bar
Traction power(6 bar)	12,5 kN (6 bar)
Equipment	Nose pieces ø4,0 - 6,4 mm

Notes



Blind rivet nuts and bolts

Masterfix Mastergrip Blind rivet nuts and bolts

The Mastergrip blind rivet nuts and Masterbolt range is a highly specialized range of blind rivet nuts and bolts.

We offer in our standard stock program a wide variety of

- Sizes : M3 up to M12
- Alloys : aluminium, steel, stainless steel A2 and A4, EPDM
- Head types : cylindrical, countersunk, reduced countersunk
- Body types : round, Hex-T, open and closed end.

The Mastergrip Blind rivet nuts are equipped with knurled bodies, thus providing better grip and higher resistance to torque after setting in soft material.

The diameters of the Mastergrip Blind rivet nuts are adapted to the use of standard drill diameters.

The Masterbolt is a blind riveting bolt providing an external thread-connection and is available in 4 different thread sizes of each 4 different lengths. **All Masterbolts serve an 8.8 strength class.**

Advantages

Can be easily set in thin material

The time consuming tapping of a thread or welding of a blind rivet nut will now no longer be required

Blind rivet nuts have the same properties as a tapped thread in full material, because of the strong "flush flange" after deformation of the rivet nuts

Can be set from one side, where the rear of the material and the inside of the object are inaccessible

The material will not be damaged

Will not deform or cause discolouration of the material

Applications

Automotive industry

Hinges

HVAC applications

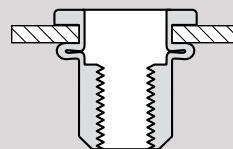
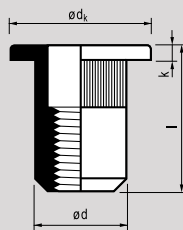
Furniture

Shipbuilding industry

Window frames

Info

Steel
Zinc plated



MASTERGRIP | open end | cylindrical head

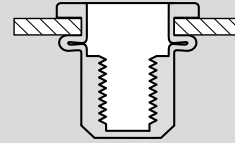
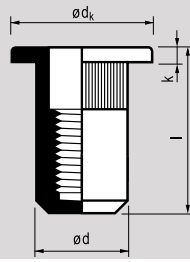
$\emptyset d$		l [+0,5/-0]		Item nr.	$\emptyset d_k$ [+0/-0,5]	k \leq	$\emptyset d$ [+0/-0,2]			
[mm]		[mm]	[mm]		[mm]	[mm]	[mm]	[Nm]	[N]	[N]
M3	!	10,5	0,5-2,5	23M03C01	7,0	0,9	4,9	3,0	4.900	990
	*	11,5	2,5-4,0	C02						
$\emptyset 5,0$										
M4	=	11,0	0,5-3,0	23M04C01*	9,0	1,1	5,9	4,5	7.840	1.660
	!	14,0	3,0-5,5	C02						
$\emptyset 6,0$										
M5	=	13,0	0,5-3,0	23M05C01*	10,0	1,1	6,9	7,8	11.070	2.760
	!	16,0	3,0-5,5	C02						
$\emptyset 7,0$	*	19,0	5,5-8,0	C03						
M6	=	16,0	0,5-3,0	23M06C01*	12,0	1,6	8,9	20,0	17.640	3.430
	!	18,5	3,0-5,5	C02						
$\emptyset 9,0$	*	21,0	5,5-8,0	C03						
M8	=	17,5	0,5-3,0	23M08C01*	15,0	1,6	10,9	29,0	27.440	4.410
	=	20,0	3,0-5,5	C02						
$\emptyset 11,0$	*	22,5	5,5-8,0	C03						
	*	25,0	8,0-10,5	C04						
M10	=	19,0	0,5-3,0	23M10C01*	16,0	2,1	11,9	32,0	29.400	4.900
	=	24,0	3,0-6,0	C02						
$\emptyset 12,0$	*	27,0	6,0-9,0	C03						
	*	30,0	9,0-12,0	C04						
M12	=	25,0	1,0-4,0	23M12C01	22,0	2,1	15,9	43,7	48.020	6.860
	*	28,0	4,0-7,0	C02						
$\emptyset 16,0$	*	31,0	7,0-10,0	C03						

* these rivets of range 23-C0 are also available in blister pack.



=	identical to old program
!	improved technical data
*	addition

Steel
Zinc plated

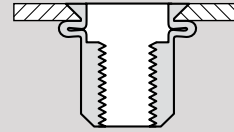
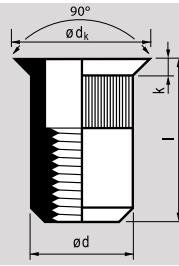


MASTERGRIP | closed end | cylindrical head

$\emptyset d$		l [+0,5/-0]		Item nr.	$\emptyset dk$ [+0/-0,5]	k [mm]	$\emptyset d$ [+0/-0,2]			
[mm]		[mm]	[mm]		[mm]	[mm]	[mm]	[Nm]	[N]	[N]
M3	*	15,0	0,5-2,5	23M03CG1	7,0	0,9	4,9	3,0	4.900	900
	*	16,0	2,5-4,0	CG2						
$\emptyset 5,0$										
M4	=	16,0	0,5-3,0	23M04CG1	9,0	1,1	5,9	4,5	7.840	1.660
	*	19,0	3,0-5,5	CG2						
$\emptyset 6,0$										
M5	=	18,5	0,5-3,0	23M05CG1	10,0	1,1	6,9	7,8	11.070	2.760
	*	21,5	3,0-5,5	CG2						
$\emptyset 7,0$	*	24,5	5,5-8,0	CG3						
M6	=	21,5	0,5-3,0	23M06CG1	12,0	1,6	8,9	20,0	17.640	3.430
	*	24,0	3,0-5,5	CG2						
$\emptyset 9,0$	*	26,5	5,5-8,0	CG3						
M8	=	26,0	0,5-3,0	23M08CG1	15,0	1,6	10,9	29,0	27.440	4.410
	*	28,5	3,0-5,5	CG2						
$\emptyset 11,0$	*	31,0	5,5-8,0	CG3						
	*	33,5	8,0-10,5	CG4						
M10	*	28,0	0,5-3,0	23M10CG1	16,0	2,1	11,9	32,0	29.400	4.900
	*	33,0	3,0-6,0	CG2						
$\emptyset 12,0$	*	36,0	6,0-9,0	CG3						
	*	39,0	9,0-12,0	CG4						

=	identical to old program
!	improved technical data
*	addition

Steel
Zinc plated



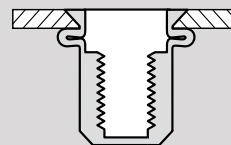
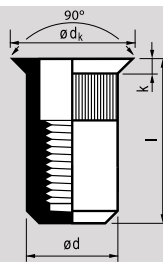
MASTERGRIP | open end | countersunk head

$\emptyset d$		l [+0,5/-0]		Item nr.	$\emptyset d_k$ [+0,2/-0,5]	k	$\emptyset d$ [+0/-0,2]			
[mm]		[mm]	[mm]		[mm]	[mm]	[mm]	[Nm]	[N]	[N]
M3	*	11,5	1,5-3,5	23M03V01	7,5	1,5	4,9	3,0	4.900	900
	*	12,5	3,5-5,0	V02						
$\emptyset 5,0$										
M4	!	12,5	1,5-4,0	23M04V01	8,5	1,5	5,9	4,0	7.860	2.210
	*	15,0	4,0-6,5	V02						
$\emptyset 6,0$										
M5	!	13,5	1,5-4,0	23M05V01	9,5	1,5	6,9	5,0	10.780	2.320
	*	16,0	4,0-6,5	V02						
$\emptyset 7,0$	*	18,5	6,5-9,0	V03						
M6	!	15,5	1,5-4,0	23M06V01	11,5	1,5	8,9	16,0	16.660	3.660
	*	18,0	4,0-6,5	V02						
$\emptyset 9,0$	*	20,5	6,5-9,0	V03						
M8	!	18,5	1,5-4,0	23M08V01	13,5	1,5	10,9	20,0	30.840	4.720
	*	21,0	4,0-6,5	V02						
$\emptyset 11,0$	*	23,5	6,5-9,0	V03						
M10	=	21,0	2,0-4,5	23M10V01	14,5	1,7	11,9	28,0	34.300	5.050
	*	24,0	4,5-7,5	V02						
$\emptyset 12,0$	*	27,0	7,5-10,5	V03						
M12	*	24,5	2,0-4,5	23M12V01	19,0	1,9	15,9	43,7	48.000	6.800
	*	27,5	4,5-7,5	V02						
$\emptyset 16,0$	*	31,0	7,5-10,5	V03						

=	identical to old program
!	improved technical data
*	addition

MFX 23-VG

Steel
Zinc plated



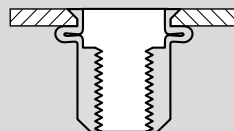
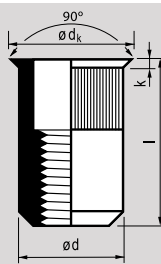
MASTERGRIP | closed end | countersunk head

$\emptyset d$		l [+0,5/-0]		Item nr.	$\emptyset dk$ [+0,2/-0,5]	k	$\emptyset d$ [+0/-0,2]			
[mm]		[mm]	[mm]		[mm]	[mm]	[mm]	[Nm]	[N]	[N]
M3	*	16,0	1,5-3,5	23M03VG1	7,5	1,5	4,9	3,0	4.900	900
 $\emptyset 5,0$	*	17,0	3,5-5,0	VG2						
M4	!	17,5	1,5-4,0	23M04VG1	8,5	1,5	5,9	4,0	7.860	2.210
 $\emptyset 6,0$	*	20,0	4,0-6,5	VG2						
M5	!	20,0	1,5-4,0	23M05VG1	9,5	1,5	6,9	5,0	10.780	2.320
	*	22,5	4,0-6,5	VG2						
$\emptyset 7,0$	*	25,0	6,5-9,0	VG3						
M6	!	23,0	1,5-4,0	23M06VG1	11,5	1,5	8,9	16,0	16.660	3.660
	*	25,5	4,0-6,5	VG2						
$\emptyset 9,0$	*	28,0	6,5-9,0	VG3						
M8	!	27,0	1,5-4,0	23M08VG1	13,5	1,5	10,9	20,0	30.840	4.720
	*	29,5	4,0-6,5	VG2						
$\emptyset 11,0$	*	32,0	6,5-9,0	VG3						
M10	*	30,0	2,0-4,5	23M10VG1	14,5	1,7	11,9	28,0	30.840	4.900
	*	33,0	4,5-7,5	VG2						
$\emptyset 12,0$	*	36,0	7,5-10,5	VG3						
M12	*	34,5	2,0-4,5	23M12VG1	19,0	1,9	15,9	43,7	48.000	6.800
	*	37,5	4,5-7,5	VG2						
$\emptyset 16,0$	*	40,5	7,5-10,5	VG3						

=	identical to old program
!	improved technical data
*	addition

MFX 23-KVO

Steel
Zinc plated



MASTERGRIP | open end | reduced countersunk head

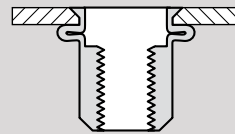
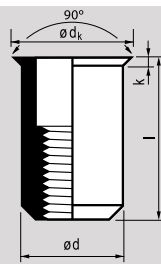
$\emptyset d$		l [+0,5/-0]		Item nr.	$\emptyset dk$ [+0/-0,5]	k	$\emptyset d$ [+0/-0,2]			
[mm]		[mm]	[mm]		[mm]	[mm]	[mm]	[Nm]	[N]	[N]
M3	*	9,5	0,5-2,5	23M03KVO1	6,0	0,7	4,9	3,0	3.900	900
$\emptyset 5,0$										
M4	*	10,0	0,5-3,0	23M04KVO1	7,0	0,7	5,9	4,0	6.470	1.620
$\emptyset 6,0$										
M5	*	11,5	0,5-3,0	23M05KVO1	8,0	0,7	6,9	5,0	9.090	2.190
$\emptyset 7,0$										
M6	*	14,0	0,5-3,0	23M06KVO1	10,0	0,7	8,9	15,0	16.660	2.350
$\emptyset 9,0$										
M8	*	15,5	0,5-3,0	23M08KVO1	12,0	0,7	10,9	18,0	21.610	2.840
$\emptyset 11,0$										
M10	*	19,5	0,8-3,5	23M10KVO1	13,5	0,9	11,9	30,0	31.750	4.260
$\emptyset 12,0$										

Replacement for previous MFX 27-V0 program

=	identical to old program
!	improved technical data
*	addition

MFX 26-KVO

Steel
Zinc plated

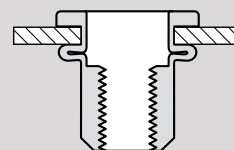
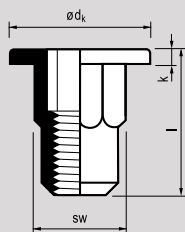


MASTERGRIP | open end | reduced countersunk head

$\varnothing d$	l [+0/-0,5]		Item nr.	$\varnothing d_k$ [+0/-0,3]	k	$\varnothing d$ [+0,03/-0,10]			
[mm]	[mm]	[mm]		[mm]	[mm]	[mm]	[Nm]	[N]	[N]
M3 $\varnothing 4,8$	9,0	0,5-1,5	26M03KVO15	5,4	0,6	4,7	1,5	2.690	980
M4 $\varnothing 6,4$	10,4	0,5-2,0	26M04KVO20	6,9	0,6	6,3	5,0	6.800	1.080
M5 $\varnothing 7,2$	11,8	0,5-3,0	26M05KVO30	7,7	0,6	7,1	8,0	8.000	1.470
M6 $\varnothing 9,6$	14,6	0,7-3,3	26M06KVO33	10,5	0,8	9,5	12,5	11.400	1.960
M8 $\varnothing 10,6$	16,0	0,9-3,7	26M08KVO37	11,5	0,8	10,6	16,5	15.700	2.940
M10 $\varnothing 14,2$	18,5	1,0-3,6	26M10KVO36	15,3	0,8	14,2	34,0	18.700	3.920

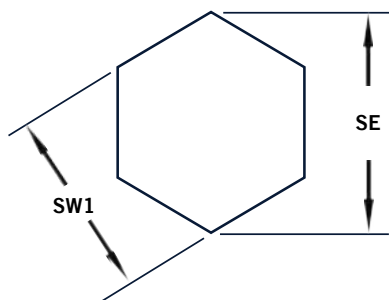
MFX 23-HCO

Steel
Zinc plated



MASTERGRIP | Hex-T open end | cylindrical head

$\emptyset d$		l [+/- 0,2]		Item nr.	$\emptyset dk$ [+0,3/-0,5]	k \leq	SW [+0/-0,2]			
[mm]		[mm]	[mm]		[mm]	[mm]	[mm]	[Nm]	[N]	[N]
M4	*	13,0	0,5-3,0	23H04C01	9,5	1,1	6,0	5,0	4.900	1.400
 SW1 6,1										
M5	*	14,5	0,5-3,0	23H05C01	10,5	1,1	7,0	7,0	8.800	1.900
 SW1 7,1										
M6	*	17,0	0,5-3,0	23H06C01	12,5	1,6	9,0	14,0	16.600	2.900
 SW1 9,1										
M8	*	19,0	0,5-3,0	23H08C01	14,5	1,6	11,0	22,0	21.500	3.000
 SW1 11,1										
M10	*	24,0	0,8-4,0	23H10C01	16,5	2,1	13,0	35,0	29.400	3.400
 SW1 13,1										

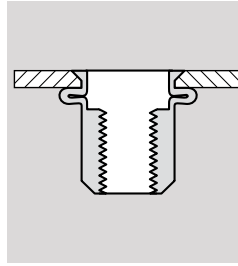
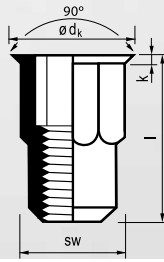


SW: Rivet nut exterior measurement flat side to flat side.
SW1: Hole interior measurement flat side to flat side.
SE: Hole interior measurement corner to corner.(not listed)

=	identical to old program
!	improved technical data
*	addition

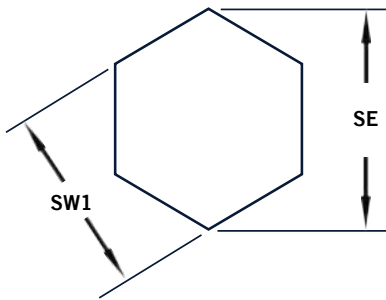
MFX 23-HKVO

Steel
Zinc plated



MASTERGRIP | Hex-T open end | reduced countersunk head

$\emptyset d$		l [+0,5/-0]		Item nr.	$\emptyset dk$ [+0/-0,6]	k \leq	SW [+0/-0,2]			
[mm]		[mm]	[mm]		[mm]	[mm]	[mm]	[Nm]	[N]	[N]
M3	*	10,5	0,5-2,5	23H03KVO1	6,5	0,8	5,0	3,0	2.900	900
SW1 5,1										
M4	!	12,5	0,5-3,0	23H04KVO1	7,0	0,8	6,0	5,0	3.530	1.470
SW1 6,1										
M5	!	14,0	0,5-3,0	23H05KVO1	8,0	0,8	7,0	7,0	4.900	1.760
SW1 7,1										
M6	!	16,0	0,5-3,0	23H06KVO1	10,0	0,8	9,0	14,0	14.700	2.940
SW1 9,1										
M8	!	17,0	0,5-3,0	23H08KVO1	12,0	0,8	11,0	21,0	21.560	3.020
SW1 11,1										
M10	!	20,5	0,8-4,0	23H10KVO1	14,5	0,8	13,0	35,0	29.400	3.430
SW1 13,1										

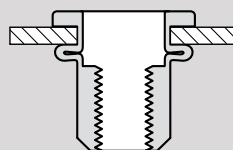
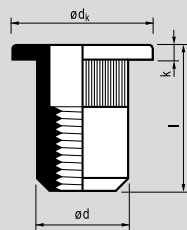


SW: Rivet nut exterior measurement flat side to flat side.
SW1: Hole interior measurement flat side to flat side.
SE: Hole interior measurement corner to corner.(not listed)

=	identical to old program
!	improved technical data
*	addition

MFX 24-C0

Stainless steel [A2]
Polished



MASTERGRIP | open end | cylindrical head

$\emptyset d$		l [+0,5/-0]		Item nr.	$\emptyset dk$ [+0/-0,5]	k [mm]	$\emptyset d$ [+0/-0,2]			
[mm]		[mm]	[mm]		[mm]	[mm]	[mm]	[Nm]	[N]	[N]
M4	!	11,0	0,5-3,0	24M04C01*	9,0	1,1	5,9	7,0	7.800	2.600
	!	14,0	3,0-4,5	C02						
$\emptyset 6,0$										
M5	!	13,0	0,5-3,0	24M05C01*	10,0	1,1	6,9	12,0	11.760	3.920
	!	16,0	3,0-5,5	C02						
$\emptyset 7,0$										
	*	19,0	5,5-8,0	C03						
M6	!	16,0	0,5-3,0	24M06C01*	12,0	1,6	8,9	22,2	20.580	5.630
	!	18,5	3,0-5,5	C02						
$\emptyset 9,0$										
M8	!	17,5	0,5-3,0	24M08C01*	15,0	1,6	10,9	30,5	26.460	7.800
	!	20,0	3,0-5,5	C02						
$\emptyset 11,0$										
M10	!	19,0	0,5-3,0	24M10C01	16,0	2,1	12,9	39,0	35.280	8.800
	!	24,0	3,0-6,0	C02						
$\emptyset 13,0$										

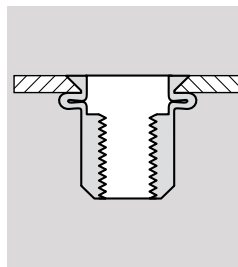
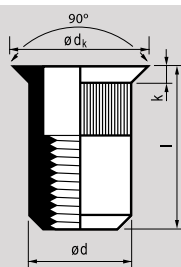
* these rivets of range 24-C0 are also available in blister pack.



=	identical to old program
!	improved technical data
*	addition

MFX 24-V0

Stainless steel [A2]
Polished



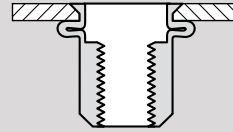
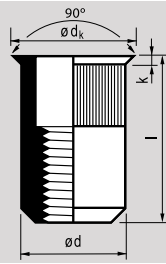
MASTERGRIP | open end | countersunk head

Ø d		l [+0,5/-0]		Item nr.	Ø dk [+0,2/-0,5]	k ≤	Ø d [+0/-0,2]			
[mm]		[mm]	[mm]		[mm]	[mm]	[mm]	[Nm]	[N]	[N]
M3	*	11,5	1,5-3,5	24M03V01	7,5	1,5	4,9	3,5	5.800	1.400
 Ø 5,0	*	12,5	3,5-4,5	V02						
M4	!	12,5	1,5-4,0	24M04V01	8,5	1,5	5,9	9,0	10.130	3.720
 Ø 6,0										
M5	!	13,5	1,5-4,0	24M05V01	9,5	1,5	6,9	10,5	12.250	4.020
 Ø 7,0	*	16,0	4,0-6,5	V02						
M6	!	15,5	1,5-4,0	24M06V01	11,5	1,5	8,9	21,0	20.580	5.560
 Ø 9,0	*	18,0	4,0-6,5	V02						
M8	!	18,5	1,5-4,0	24M08V01	13,5	1,5	10,9	31,0	30.840	7.640
 Ø 11,0	*	21,0	4,0-6,5	V02						
M10	!	21,0	2,0-4,5	24M10V01	15,5	1,8	12,9	33,0	34.300	8.110
 Ø 13,0	*	24,0	4,5-7,5	V02						
M12	*	24,5	2,0-4,5	24M12V01	19,0	2,0	15,9	50,0	53.900	9.800
 Ø 16,0	*	27,5	4,5-7,5	V02						

=	identical to old program
!	improved technical data
*	addition

MFX 24-KVO

Stainless steel [A2]
Polished



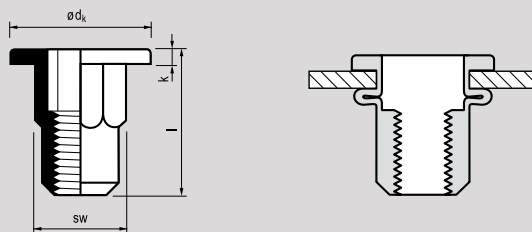
MASTERGRIP | open end | reduced countersunk head

Ø d		l [+0,5/-0]		Item nr.	Ø dk [+0/-0,5]	k S	Ø d [+0/-0,2]			
[mm]		[mm]	[mm]		[mm]	[mm]	[mm]	[Nm]	[N]	[N]
M4	!	10,0	0,5-3,0	24M04KVO1	7,0	0,9	5,9	9,0	6.860	2.940
Ø 6,0										
M5	!	11,5	0,5-3,0	24M05KVO1	8,0	0,9	6,9	10,5	11.760	4.030
Ø 7,0										
M6	!	14,0	0,5-3,0	24M06KVO1	10,0	0,9	8,9	21,0	18.620	5.230
Ø 9,0										
M8	!	15,5	0,5-3,0	24M08KVO1	12,0	0,9	10,9	31,0	25.480	5.400
Ø 11,0										
M10	!	19,5	0,8-3,5	24M10KVO1	14,5	1,1	12,9	32,0	33.320	5.880
Ø 13,0										










=	identical to old program
!	improved technical data
*	addition

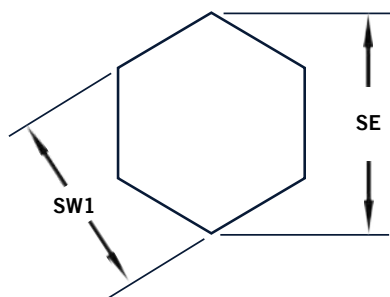
MFX 24-HCO

Stainless steel [A2]
Polished



MASTERGRIP | Hex-T open type | cylindrical head

$\emptyset d$		l [+0/-0,2]		Item nr.	$\emptyset dk$ [+0,3/-0,5]	k \leq	SW [+0/-0,2]			
[mm]		[mm]	[mm]		[mm]	[mm]	[mm]	[Nm]	[N]	[N]
M4	!	13,0	0,5-3,0	24H04C01	9,5	1,1	6,0	12,0	10.190	2.950
										
SW1 6,1										
M5	!	14,5	0,5-3,0	24H05C01	10,5	1,1	7,0	14,0	12.740	3.430
										
SW1 7,1										
M6	!	17,0	0,5-3,0	24H06C01	12,5	1,6	9,0	26,0	21.560	4.700
										
SW1 9,1										
M8	!	19,0	0,5-3,0	24H08C01	14,5	1,6	11,0	39,0	37.420	6.860
										
SW1 11,1										
M10	!	24,0	0,8-4,0	24H10C01	16,5	2,1	13,0	45,0	63.700	7.840
										
SW1 13,1										

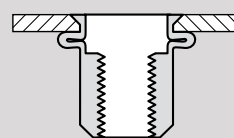
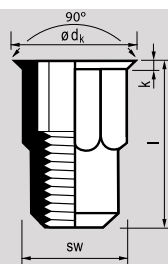


SW: Rivet nut exterior measurement flat side to flat side.
SW1: Hole interior measurement flat side to flat side.
SE: Hole interior measurement corner to corner.(not listed)

=	identical to old program
!	improved technical data
*	addition

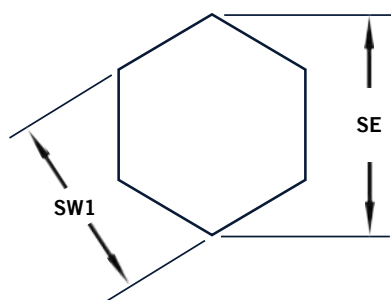
MFX 24-HKVO

Stainless steel [A2]
Polished



MASTERGRIP | Hex-T open end | reduced countersunk head

$\emptyset d$		l [+0,5/-0]		Item nr.	$\emptyset dk$ [+0/-0,6]	k \approx	SW [+0/-0,2]			
[mm]		[mm]	[mm]		[mm]	[mm]	[mm]	[Nm]	[N]	[N]
M4	!	12,5	0,5-3,0	24H04KVO1	7,0	0,9	6,0	12,0	8.240	2.950
SW1 6,1										
M5	=	14,0	0,5-3,0	24H05KVO1	8,0	0,9	7,0	12,0	11.760	2.950
SW1 7,1										
M6	=	16,0	0,5-3,0	24H06KVO1	10,0	0,9	9,0	21,0	21.560	3.820
SW1 9,1										
M8	=	17,0	0,5-3,0	24H08KVO1	12,0	0,9	11,0	30,0	24.500	3.920
SW1 11,1										
M10	=	20,5	0,8-4,0	24H10KVO1	14,5	1,1	13,0	40,0	47.040	5.010
SW1 13,1										

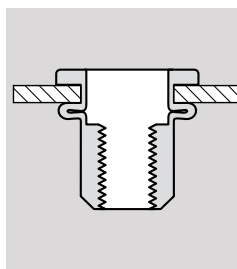
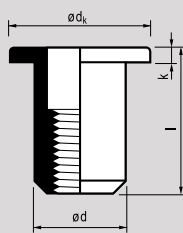


SW: Rivet nut exterior measurement flat side to flat side.
SW1: Hole interior measurement flat side to flat side.
SE: Hole interior measurement corner to corner.(not listed)

=	identical to old program
!	improved technical data
*	addition

MFX 28-C0

Stainless steel [A4]
AISI 316 Polished



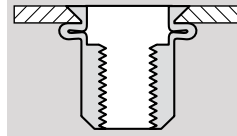
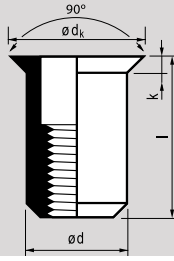
MASTERGRIP | open end | cylindrical head

$\varnothing d$		l [+0,5/-0]		Item nr.	$\varnothing dk$ [+0/-0,5]	k	$\varnothing d$ [+0/-0,2]			
[mm]		[mm]	[mm]		[mm]	[mm]	[mm]	[Nm]	[N]	[N]
M5	*	13,0	0,5-3,0	28M05C01	10,0	1,1	6,9	12,0	11.760	3.920
$\varnothing 7,0$										
M6	*	16,0	0,5-3,0	28M06C01	12,0	1,6	8,9	22,2	20.580	5.630
$\varnothing 9,0$										
M8	*	17,5	0,5-3,0	28M08C01	15,0	1,6	10,9	30,5	26.460	7.800
$\varnothing 11,0$										

=	identical to old program
!	improved technical data
*	addition

MFX 28-V0

Stainless steel [A4]
AISI 316 Polished



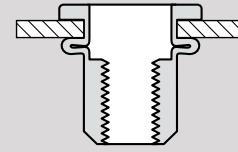
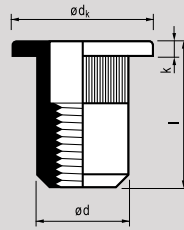
MASTERGRIP | open end | countersunk head

$\emptyset d$		l [+0,5/-0]		Item nr.	$\emptyset d_k$ [+0,2/-0,5]	k \leq	$\emptyset d$ [+0/-0,12]			
[mm]		[mm]	[mm]		[mm]	[mm]	[mm]	[Nm]	[N]	[N]
M5	*	13,5	1,5-4,0	28M05V01	9,5	1,5	6,9	10,5	12.250	4.020
$\emptyset 7,0$										
M6	*	15,5	1,5-4,0	28M06V01	11,5	1,5	8,9	21,0	20.580	5.560
$\emptyset 9,0$										
M8	*	18,5	1,5-4,0	28M08V01	13,5	1,5	10,9	31,0	30.840	7.640
$\emptyset 11,0$										

=	identical to old program
!	improved technical data
*	addition

MFX 20-C0

Aluminium [AlMg 5]
Polished



MASTERGRIP | open end | cylindrical head

$\emptyset d$		l [+0,5/-0]		Item nr.	$\emptyset dk$ [+0/-0,5]	k	$\emptyset d$ [+0/-0,2]			
[mm]		[mm]	[mm]		[mm]	[mm]	[mm]	[Nm]	[N]	[N]
M3	*	10,5	0,5-2,5	20M03C01	7,0	0,9	4,9	2,0	2.000	700
	*	11,5	2,5-3,5	C02						
$\emptyset 5,0$										
M4	!	11,0	0,5-3,0	20M04C01*	9,0	1,1	5,9	4,0	2.840	1.070
	!	14,0	3,0-4,5	C02						
$\emptyset 6,0$										
M5	!	13,0	0,5-3,0	20M05C01*	10,0	1,1	6,9	5,0	4.900	1.170
	!	16,0	3,0-5,5	C02						
$\emptyset 7,0$	*	19,0	5,5-8,0	C03						
M6	!	16,0	0,5-3,0	20M06C01*	12,0	1,6	8,9	11,3	9.300	2.280
	!	18,5	3,0-5,5	C02						
$\emptyset 9,0$	*	21,0	5,5-8,0	C03						
M8	!	17,5	0,5-3,0	20M08C01*	15,0	1,6	10,9	14,6	14.700	2.450
	!	20,0	3,0-5,5	C02						
$\emptyset 11,0$	*	22,5	5,5-8,0	C03						
	*	25,0	8,0-10,5	C04						
M10	!	19,0	0,5-3,0	20M10C01*	16,0	2,1	11,9	20,0	21.500	3.820
	!	24,0	3,0-6,0	C02						
$\emptyset 12,0$	*	27,0	6,0-9,0	C03						
	*	30,0	9,0-12,0	C04						
M12	*	25,0	1,0-4,0	20M12C01	22,0	2,1	15,9	23,0	27.400	4.400
	*	28,0	4,0-7,0	C02						
$\emptyset 16,0$	*	31,0	7,0-10,0	C03						

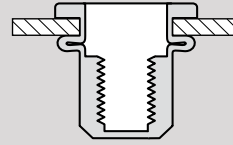
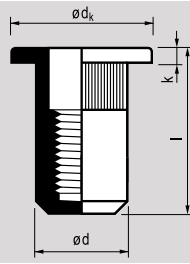
Replacement for previous MFX 22-C0 program

* these rivets of range 20-C0 are also available in blister pack.



=	identical to old program
!	improved technical data
*	addition

Aluminium [AlMg 5]
Polished

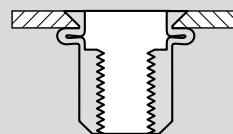
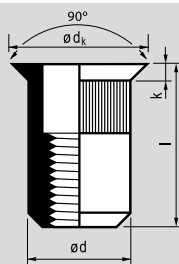


MASTERGRIP | closed end | cylindrical head

$\emptyset d$		l [+0,5/-0]		Item nr.	$\emptyset dk$ [+0/-0,5]	k [mm]	$\emptyset d$ [+0/-0,2]			
[mm]		[mm]	[mm]		[mm]	[mm]	[mm]	[Nm]	[N]	[N]
M3	*	15,0	0,5-2,5	20M03CG1	7,0	0,9	4,9	2,0	2.000	700
 $\emptyset 5,0$	*	16,0	2,5-3,5	CG2						
M4	*	16,0	0,5-3,0	20M04CG1	9,0	1,1	5,9	4,0	2.800	1.000
 $\emptyset 6,0$	*	19,0	3,0-4,5	CG2						
M5	*	18,5	0,5-3,0	20M05CG1	10,0	1,1	6,9	5,0	4.900	1.100
	*	21,5	3,0-5,5	CG2						
$\emptyset 7,0$	*	24,5	5,5-8,0	CG3						
M6	*	21,5	0,5-3,0	20M06CG1	12,0	1,6	8,9	11,0	9.300	2.200
	*	24,0	3,0-5,5	CG2						
$\emptyset 9,0$	*	26,5	5,5-8,0	CG3						
M8	*	26,0	0,5-3,0	20M08CG1	15,0	1,6	10,9	14,6	14.700	2.400
	*	28,5	3,0-5,5	CG2						
$\emptyset 11,0$	*	31,0	5,5-8,0	CG3						
	*	33,5	8,0-10,5	CG4						
M10	*	28,0	0,5-3,0	20M10CG1	16,0	2,1	11,9	19,9	21.500	3.800
	*	33,0	3,0-6,0	CG2						
$\emptyset 12,0$	*	36,0	6,0-9,0	CG3						
	*	39,0	9,0-12,0	CG4						

=	identical to old program
!	improved technical data
*	addition

Aluminium [AlMg 5]
Polished



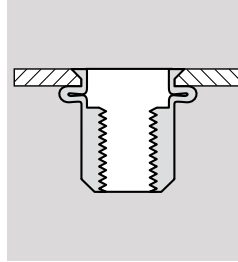
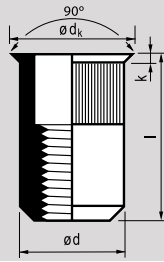
MASTERGRIP | open end | countersunk head

$\emptyset d$		l [+0,5/-0]		Item nr.	$\emptyset d_k$ [+0,2/-0,5]	k \leq	$\emptyset d$ [+0/-0,2]			
[mm]		[mm]	[mm]		[mm]	[mm]	[mm]	[Nm]	[N]	[N]
M3	*	11,5	1,5-3,5	20M03V01	7,5	1,5	4,9	2,0	2.000	700
	*	12,5	3,5-4,5	V02						
$\emptyset 5,0$										
M4	*	12,5	1,5-4,0	20M04V01	8,5	1,5	5,9	4,0	2.840	1.070
	*	15,0	4,0-5,5	V02						
$\emptyset 6,0$										
M5	*	13,5	1,5-4,0	20M05V01	9,5	1,5	6,9	5,0	4.900	1.170
	*	16,0	4,0-6,5	V02						
$\emptyset 7,0$	*	18,5	6,5-9,0	V03						
M6	*	15,5	1,5-4,0	20M06V01	11,5	1,5	8,9	11,3	9.300	2.280
	*	18,0	4,0-6,5	V02						
$\emptyset 9,0$	*	20,5	6,5-9,0	V03						
M8	*	18,5	1,5-4,0	20M08V01	13,5	1,5	10,9	14,6	14.700	2.400
	*	21,0	4,0-6,5	V02						
$\emptyset 11,0$	*	23,5	6,5-9,0	V03						
M10	*	21,0	2,0-4,5	20M10V01	14,5	1,7	11,9	20,0	21.500	3.820
	*	24,0	4,5-7,5	V02						
$\emptyset 12,0$	*	27,0	7,5-10,5	V03						
M12	*	24,5	2,0-4,5	20M12V01	19,0	1,9	15,9	23,0	27.400	4.400
	*	27,5	4,5-7,5	V02						
$\emptyset 16,0$	*	31,0	7,5-10,5	V03						

=	identical to old program
!	improved technical data
*	addition

MFX 20-KVO

Aluminium [AlMg 5]
Polished



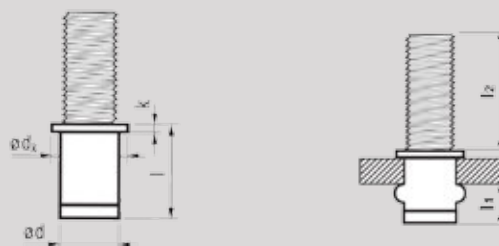
MASTERGRIP | open end | reduced countersunk head

$\varnothing d$		l [+0,5/-0]		Item nr.	$\varnothing d_k$ [+0/-0,5]	k	$\varnothing d$ [+0/-0,2]			
[mm]		[mm]	[mm]		[mm]	[mm]	[mm]	[Nm]	[N]	[N]
M3	*	9,5	0,5-2,5	20M03KVO1	6,0	0,7	4,9	2,0	1.700	700
$\varnothing 5,0$										
M4	*	10,0	0,5-3,0	20M04KVO1	7,0	0,7	5,9	4,0	2.840	1.080
$\varnothing 6,0$										
M5	*	11,5	0,5-3,0	20M05KVO1	8,0	0,7	6,9	4,5	5.250	1.180
$\varnothing 7,0$										
M6	*	14,0	0,5-3,0	20M06KVO1	10,0	0,7	8,9	9,6	9.680	1.960
$\varnothing 9,0$										
M8	*	15,5	0,5-3,0	20M08KVO1	12,0	0,7	10,9	14,0	15.680	2.060
$\varnothing 11,0$										






Replacement for previous MFX 21-V0 program

=	identical to old program
!	improved technical data
*	addition

Steel
Zinc plated



MASTERBOLT I cylindrical head

$\varnothing d$	l [+1,0/-0,5]		Item nr.	$\varnothing d_k$	k	$\varnothing d$	l_1	l_2
[mm]	[mm]	[mm]		[mm]	[mm]	[mm]	[mm]	[mm]
M4	8,0	0,5-2,0	29M042010	8,0	0,5	5,4	3,5	10
	8,0	0,5-2,0	2015	8,0	0,5	5,4	3,5	15
$\varnothing 5,5$	8,0	2,0-3,0	3010	8,0	0,5	5,4	4,0	10
	8,0	2,0-3,0	3015	8,0	0,5	5,4	4,0	15
M5	9,0	0,5-2,0	29M052010	9,0	0,8	6,5	4,5	10
	9,0	0,5-2,0	2015	9,0	0,8	6,5	4,5	15
$\varnothing 6,6$	10,5	2,0-3,5	3510	9,0	0,8	6,5	4,5	10
	10,5	2,0-3,5	3515	9,0	0,8	6,5	4,5	15
M6	10,0	0,5-2,5	29M062510	10,0	1,0	7,7	5,0	10
	10,0	0,5-2,5	2515	10,0	1,0	7,7	5,0	15
$\varnothing 7,8$	11,5	2,5-4,0	4010	10,0	1,0	7,7	5,0	10
	11,5	2,5-4,0	4015	10,0	1,0	7,7	5,0	15
M8	12,5	1,0-3,0	29M083015	12,0	1,5	9,8	7,0	15
	12,5	1,0-3,0	3020	12,0	1,5	9,8	7,0	20
$\varnothing 9,9$	15,0	3,0-5,0	5015	12,0	1,5	9,8	7,0	15
	15,0	3,0-5,0	5020	12,0	1,5	9,8	7,0	20

Rivet bolts are comparable to DIN bolts - Class 8.8

Masterfix RUBNUT

The elastic Masterfix RUBNUT blind rivet nut is available in various lengths and sizes with grip ranges from 0.4 up to 56.0 mm.

Advantages

From one side applicable, using common tools

Absorb vibration due to high elasticity

Suitable for thin, thick and brittle materials

Watertight seal

No electric conduction

Can very easily be dismantled

Applications

Housing of ventilators and fans, dish washers, refrigerators, etc.

Fixing for print covers

Head lights for cars

Sirens and horns

Electronic sensors

Pipes, glass and plywood

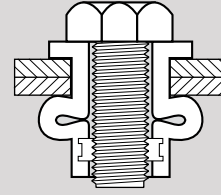
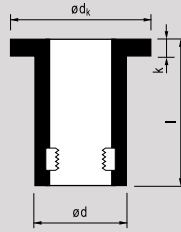
Etc.

Note:











- Prevent contact with oil and/or solvents
- RUBNUTS should not be used in surroundings with temperatures below -30°C and above +30°C

Info

E.P.D.M. body
Brass nut insert



RUBNUT | open end | cylindrical head

Ø d	l		Item nr.	Ø d _k [+0,5/-0,8]	k [+/-0,3]	Ø d	 tightening torque [Nm]	Hardness Shore A
[mm]	[mm]	[mm]		[mm]	[mm]	[mm]		
M3	12,6	0,4-4,0	25M03C0040	11,0	1,2	7,9	0,25-0,50	60
								
Ø [8,3 max]								
M4	12,6	0,4-4,0	25M04C0040	11,0	1,2	7,9	0,25-0,40	70
								
Ø [8,3 max]								
M5	14,1	0,4-4,9	25M05C0049	12,7	0,9	9,6	0,35-0,50	60
	21,5	4,0-10,0	CO116	14,0	0,9	9,6	0,30-0,90	60
Ø [9,9 max]	26,5	7,9-15,0	CO163	14,0	1,3	9,6	0,30-0,70	60
	39,0	20,5-30,0	CO300	14,0	1,3	9,6	0,60-1,00	60
M6	16,0	0,4-4,0	25M06C0028	16,0	1,3	12,7	0,60-1,00	60
	21,1	0,8-4,7	CO047	19,1	4,8	12,7	0,80-1,00	70
Ø [13,0 max]	26,7	6,4-11,5	CO110	16,3	2,0	12,7	0,80-1,00	70
M8	18,3	0,4-4,0	25M08C0040	21,5	3,2	15,9	1,00-1,50	60
	27,9	3,9-9,5	CO095	21,5	5,7	15,9	1,00-1,60	60
Ø [16,2 max]								
M8	50,0	15,0-35,0	25M08C0390	20,0	1,6	18,0	3,00-4,00	60
								
Ø [18,3 max]								
M10	55,0	19,0-38,0	25M10C0400	22,5	1,3	20,0	4,50-5,50	60
								
Ø [20,3 max]								
M12	79,0	38,0-56,0	25M12C0640	27,0	1,3	24,0	6,00-7,00	60
								
Ø [24,3 max]								

Masterfix Hand tools for blind rivet nuts and bolts

The Masterfix range of hand tools for blind rivet nuts and bolts, offers you one of the widest and most innovative ranges of professional riveting tools in the market.

All the Masterfix blind insert hand tools are equipped with a (patented) quick release mandrel system enabling you to exchange mandrels with your bare hands without using additional spanners.

All tools are supplied in representative packaging with full sets of mandrels/adaptors and anvils.

Distinguish themselves by

Wide choice

High professional quality

Competitive price levels

Continuous product development and innovations

Complete supply of tools with full set of conversion kits and stroke regulation devices

Quick-release system


Quick-release mandrel system for blind rivet nut and bolt tools



1. Release the nosepiece and contra nut

















2. Move protective sleeve forwards



3. Hold security part backwards and unscrew mandrel/adaptor

The table below shows which hand tool we recommend for particular sizes and materials.

In case of questions we will of course be pleased to give you further advice.

		M3			M4			M5			M6			M8			M10			M12				
		Aluminium	Steel	Stainl. steel	Aluminium	Steel	Stainl. steel	Aluminium	Steel	Stainl. steel	Aluminium	Steel	Stainl. steel	Aluminium	Steel	Stainl. steel	Aluminium	Steel	Stainl. steel	Aluminium	Steel	Stainl. steel		
MFX 306																								
																								
MFX 360																								
																								
MFX 510																								
																								
MFX 511																								
																								
MFX 612																								
																								
EZM 12																								
																								
EZM 12+																								
																								

Mandrels for the recommended capacity of the tools are supplied with the tools.

Hand tools for blind rivet nuts



MFX 306 item nr. 43206306

Compact and practical hand tool for setting blind rivet nuts. Equipped with stroke setting mechanism and quick release mandrel system.



Capacity	M3 - M6
Weight	0,5 kg
Length	190 mm
Body material	Steel
Lever Material	Steel
Equipment	Conversion kit blind rivet nuts: M3 - M6
Also available	As blister pack with assorted blind rivet nuts item nr. 43206306BL



MFX 360 item nr. 43206360

Professional hand tool for setting blind rivet nuts and blind rivet bolts. Equipped with stroke setting mechanism and quick release mandrel system.



Capacity	M3 - M6
Weight	0,8 kg
Length	240 mm
Body material	Aluminium
Lever material	Steel
Equipment	Conversion kit blind rivet nuts: M3 - M6 Conversion kit blind rivet bolts: M4 - M6
Also available	As set with assorted blind rivet nuts item nr. 43206360S



Hand tools for blind rivet nuts



MFX 510 item nr. 43210510



Powerful tool for setting blind rivet nuts and bolts, equipped with both a stroke setting mechanism ensuring every blind rivet nut and bolt to be set with equal clamping force, and a quick release mandrel system.

Capacity	M4 - M10
Weight	2,2 kg
Length	555 mm
Body material	ABS (plastic) with steel parts
Lever material	Steel
Equipment incl.	Conversion kit blind rivet nuts: M5 - M10 Conversion kit blind rivet bolts: M5 - M8
Separately available	Conversion kit blind rivet nuts: M4
Also available	In attractive tool case. Item nr. 43210510C



MFX 511 item nr. 43210511



Powerful tool for setting blind rivet nuts and bolts, equipped with both a stroke setting mechanism ensuring every blind rivet nut and bolt to be set with equal clamping force, and a quick release mandrel system. The quick release spindle provides quick installation.

Capacity	M4 - M10
Weight	2,4 kg
Length	555 mm
Body material	ABS (plastic) with steel parts
Lever material	Steel
Equipment	Conversion kit blind rivet nuts: M5 - M10 Conversion kit blind rivet bolts: M5 - M8
Separately available	Conversion kit blind rivet nuts: M4
Also available	In attractive tool case. Item nr. 43210511C



Hand tools for blind rivet nuts



MFX 612 item nr. 43212612



Powerful compact blind rivet nut tool with built-in ratchet-key. Especially suited to place large size blind rivet nuts in small areas. Equipped with ideal stroke setting indicator and quick release mandrel system.

Capacity	M5 - M12
Weight	1,3 kg
Dimensions	210 mm
Body material	Steel
Lever material	Steel
Equipment incl.	Conversion kit blind rivet nuts: M6 - M12 Conversion kit blind rivet bolts: M5 - M8
Separately available	Conversion kit blind rivet nuts: M5



Hand tools for blind rivet nuts



EZM 12 item nr. 432EZM12



Unique hand tool with built-in transmission of power, allowing setting of large size blind rivet nuts with little effort. Equipped with stroke setting mechanism and a quick release mandrel system.

Capacity	M5 - M12
Weight	2,1 kg
Length	580 mm
Body material	Aluminium
Lever material	Steel
Equipment	Conversion kit blind rivet nuts: M5 - M12



EZM 12+ item nr. 432EZM12+



Unique hand tool with built-in transmission of power, allowing setting of large size blind rivet nuts with little effort. Equipped with stroke setting mechanism and a quick release mandrel system. The quick release spindle provides quick installation.

Capacity	M5 - M12
Weight	2,5 kg
Length	580 mm
Body material	Aluminium
Lever material	Steel
Equipment	Conversion kit blind rivet nuts: M5 - M12










Masterfix Power tools for blind rivet nuts and bolts

The Masterfix range of hydraulic/pneumatic XGRIP tools was developed taking the following into consideration:

- Reliability
- Ergonomics
- Continuous

The tools are moulded in ABS (a glass fibre reinforced synthetic material) giving them high impact resistance with minimum weight. All tools are equipped with a pressure relief valve which is operated as soon as the pressure exceeds 7.5 Bar. The tools have an oil level indicator to show you when oil needs to be added. The tools XGRIP N08QI and N10QI are equipped with a quick interchange system and a pressure regulation system to ensure a correct setting of the rivet nut/bolt. The tools meet the current CE-standard.

The table below shows which tool we recommend for a particular blind rivet nut/bolt size and material.

		M3			M4			M5			M6			M8			M10			M12				
		Aluminium	Steel	Stainl. steel	Aluminium	Steel	Stainl. steel	Aluminium	Steel	Stainl. steel	Aluminium	Steel	Stainl. steel	Aluminium	Steel	Stainl. steel	Aluminium	Steel	Stainl. steel	Aluminium	Steel	Stainl. steel		
XGRIP N08QI																								
																								
XGRIP N10QI																								
																								
EZM 4000																								

Mandrels for the recommended capacity of the tools are supplied with the tools.



X-GRIP N08QI item nr. 45208N08QI

Hydraulic/pneumatic blind rivet nut tool with automatic right and left hand running. Including quick interchange system. For correct deformation of the blind rivet nut/-bolt, an air pressure regulator is build in.



Capacity	M3 - M8
Weight	2,2 kg
Dimensions	313 x 276 mm
Stroke	9,0 mm
Pressure required	5-7 Bar
Traction power(6 bar)	21 kN
Equipment	Conversion kit blind rivet nuts: M4 - M8

X-GRIP N10QI item nr. 45210N10QI

Hydraulic/pneumatic blind rivet nut tool with automatic right and left hand running. Including quick interchange system. For correct deformation of the blind rivet nut/-bolt, an air pressure regulator is build in.



Capacity	M4 - M10
Weight	2,4 kg
Dimensions	313 x 276 mm
Stroke	9,0 mm
Pressure required	5-7 Bar
Traction power(6 bar)	29,8 kN
Equipment	Conversion kit blind rivet nuts: M5 - M10



EZM 4000 item nr. 452EZM4000

Light weight hydraulic/pneumatic blind rivet nut tool. Mandrels, M4-M8. Tool-free stroke setting mechanism with a scale on the front sleeve. Quick mandrel release system, Advanced hydraulic system for oil free service. Release button for motor release and 360° revolvable air supply unit.

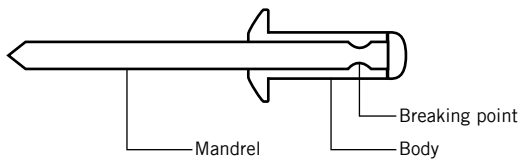
Capacity	M3 - M12 Aluminium/Steel M3 - M10 Stainless Steel
Weight	1,65 kg
Dimensions	260 x 270 x 102 mm
Stroke	7,0 mm
Pressure required	5-7 Bar
Traction power(6 bar)	18,5 kN
Equipment	Conversion kits: M4 - M8
Also available	Separate conversion kits: M3, M10, M12



Technical info

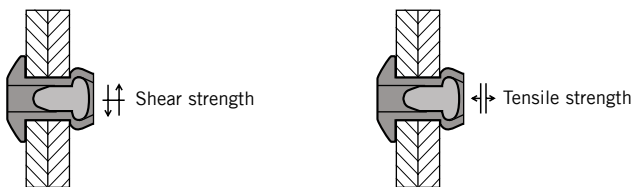
Blind rivet breaking point

The rivet is made of two parts namely, the body and the mandrel. The body is deformed when the rivet is set and it is this part which clamps the materials together. The function of the mandrel is to deform the body of the rivet. The mandrel is therefore always stronger than the body. The mandrel breaks off at its specific breaking point. The breaking point ensures that the mandrel breaks off at the right moment so that the body is correctly deformed. The breaking load can be adjusted so that the mandrel breaks at a sooner or a later point of time.



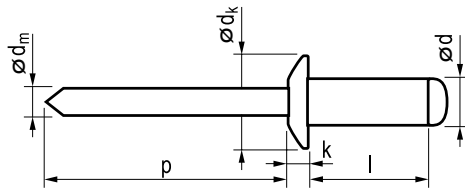
Tensile and shear strength

The tensile strength is the maximum force the rivet, rivet nut or rivet bolt can bear lengthways (see arrows) before it gives out. The tensile strength is obtained through tests and is always the smallest average value. The shear strength is the maximum force the rivet, rivet nut or rivet bolt can bear vertical to its length (see arrows) before it gives out. The shear strength is obtained through tests and is always the smallest average value. By changing the breaking point, the shear strength will be increased or decreased. Both tensile and shear strength are expressed in Newton ($1 \text{ kg} = 10 \text{ N}$).



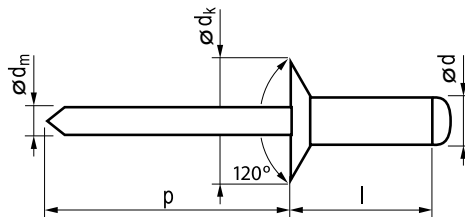
Technical details

Dimensioning rivets

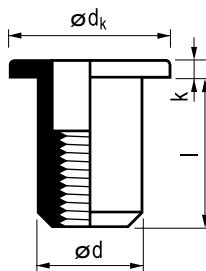


Standard rivet (all sizes in mm)

- Ø d = Rivet body diameter
- Ø d_k = Head diameter
- Ø d_m = Mandrel diameter
- k = Head height
- l = Rivet body length
- p = Mandrel length

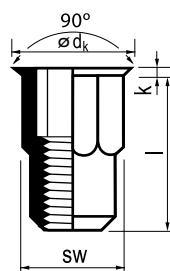


Dimensioning rivet nuts



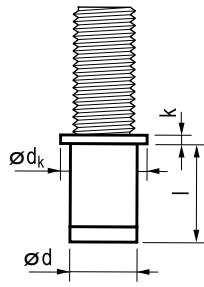
Standard rivet nut (all sizes in mm)

- Ø d = Rivet nut body diameter
- Ø d_k = Head diameter
- k = Head height
- l = Rivet nut body length
- sw = Key size



Technical details

Dimensioning rivet bolts



Standard rivet bolt (all sizes in mm)

$\varnothing d$ = Rivet nut body diameter

$\varnothing d_k$ = Head diameter

k = Head height

l = Rivet nut body length

Technical details

Aluminium AL 99,5

Low weight

Easy to deform

Highly electrical and warmth conductive

Aluminium alloys AlMg

Solid and strong - easy to polish

If the degree of Mg increases, the strength of the rivet increases and the deformability decreases

Steel

Suitable for heavy constructions

Easy to deform

Easy to coat (e.g. with anti-corrosion coating)

Stainless steel

Highly resistant to corrosion

Suitable for heavy constructions

A4 has a higher resistance to acids than A2

Copper

Highly electrical and warmth conductive

Easy to deform

Suitable for soldering

Material features

Contact corrosion

When different metals come in contact with each other, contact corrosion will arise. The table below shows how the different materials combine.

Material rivet body	Material to be connected			
	Aluminium	Copper	Steel	Stainl.steel
Aluminium	++	--	+	+
Copper	--	++	--	+
Steel	+	--	++	++
Stainl. steel	+	+	++	++
i Monell"	--	+	++	+

++ very good | + good | - moderate | -- bad

Coatings

Corrosion can never be reduced to 0%. However, coatings can help to reduce the chance of corrosion or delay corrosion:

Painting

2-Components painting is possible in many colors. All RAL-colours can be delivered on request.

Zinc plating

This is a coating obtained through electrolysis and consists of a Zinc-iron alloy. This coating is characterized by a high resistance to wear and tear.

Material features

Notes

Masterfix Brand sales offices across Europe



The Netherlands - Germany - Belgium - Luxemburg

STANLEY Engineered Fastening
Emhart Teknologies B.V.
P.O. Box 70
6120 AB Born
The Netherlands

Export

Tel.: +31 43 350 8484
Fax: +31 43 350 8488
masterfixnl@sbdinc.com



Benelux

Tel.: +31 43 350 8492
Fax: +31 43 350 8488
masterfixbe@sbdinc.com



Germany

Tel.: +31 43 750 2070
Fax: +31 43 350 8488
masterfixde@sbdinc.com



United Kingdom - Ireland

STANLEY Engineered Fastening
Avdel UK Limited
Stanley House, Works Rd
Letchworth Garden City
Hertfordshire SG6 1JY
Tel: +44 (0)1582 900070
Fax: +44 (0)1582 900001
masterfixuk@sbdinc.com



Spain - Portugal

Black & Decker iberica SCA
Systemas de Fijacion Tucker
Carretera M-300
KM. 29, 700
28802 Alcala de Henares - Madrid
Spain
Tel.: +34 91 887 14 70
Fax: +34 91 882 36 02
masterfixes@sbdinc.com



Poland - Baltics - Russia - Ukraine

Masterfix Poland Ltd Sp. z.o.o.
Ul. Daleka 16
60-124 Poznan
Poland
Tel.: +48 61 86 66 297
Fax: +48 61 86 65 733
masterfixpl@sbdinc.com



France

Emhart SNC
Zone Immoparc
Bât. Le Monet Paris Nord 2
9 allée des Impressionnistes
CS 59328 Villepinte
95941 Roissy CDG Cedex
France
Tel.: +33 1 49 90 95 00
Fax: +33 1 49 90 95 50
masterfixfr@sbdinc.com



Denmark

Emhart Harttung A/S
Roskildevej 22
2620 Albertslund
Denmark
Tel.: +45 44 84 11 00
Fax: +45 44 84 62 12
masterfixdk@sbdinc.com

Sweden - Norway

Emhart Teknik AB
Skjutbanevägen 6
P.O. Box 203
S-701 44 Örebro



Sweden

Tel.: +46 19 205 800
Fax: +46 19 260 038
masterfixse@sbdinc.com



Norway

Tel.: +46 19 205 800
Fax: +46 19 260 038
masterfixno@sbdinc.com



Finland

Emhart Finland
Kumpulantie 13B
PL47
FI-00521, Helsinki
Finland
Tel.: +358 9 819 0060
Fax: +358 9 812 428
masterfixfi@sbdinc.com

Czech Republic, Slovakia and Hungary

Will be serviced from the
Headquarters export office.
Tel.: +31 43 350 8484
Fax: +31 43 350 8488
masterfixcz@sbdinc.com

STANLEY
Engineered Fastening

Edition September 2015

