



Blind rivet nuts in various materials designed to provide load bearing threads in thin sheet materials. For hard metric hole sizes.



Key features and benefits

- Can be used in very thin sheet materials from 0.25mm (0.01")
- Double diameter body and lead-in chamfer provide easy insertion into hole
- Various platings available to increase corrosion resistance
- Splined body improves torque-to-turn resistance in softer materials such as aluminium when compared to plain body rivet nuts and improves electrical continuity in sheet metal fixings
- Low profile head allows near flush fit to application
- Large flange head provides a load bearing surface and reinforces the hole to prevent push-out. Can be used as a spacer and can be supplied with an under-head seal.
- Closed end prevents the ingress of dirt and fluids into thread and electrical circuits
- Can be used with hand tools, pneumatic tools and fully automated machines to suit a wide range of assembly methods

Specifications

Thread Sizes:

M3 – M10

Material:

Aluminium, steel, stainless steel A2 & A4

Head Styles:

Low profile, countersunk, large flange

Body:

Round, with and without splines

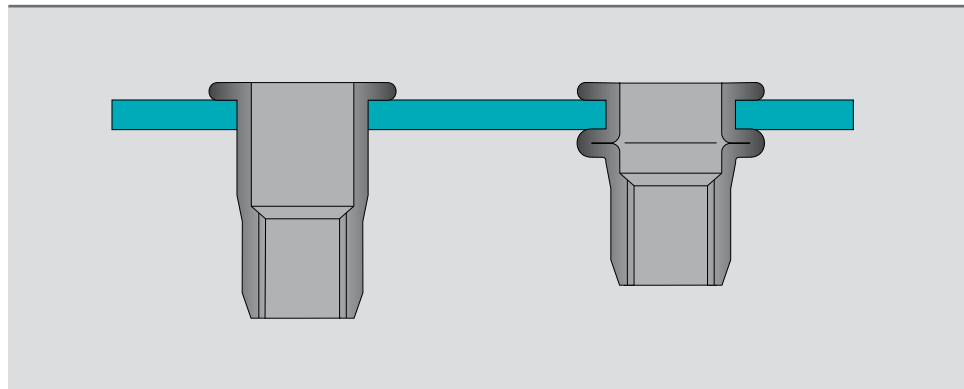
Option:

Closed end

Hole Size:

Metric

Typical placing sequence



Please visit our website www.StanleyEngineeredFastening.com for fastener placing animations.

Assembly applications

- Automotive
- Electrical engineering
- Electronic components
- Sheet metal
- Domestic appliances
- General light fabrication



Installation Tools

Tool Selection Guide

This table is designed as a guide to help you select the most suitable tool for your particular rivet nut.

Please note that all tools require fastener specific nose assemblies.

Full technical data can also be found on our website or contact your STANLEY Engineered Fastening representative.

Rivet Nut Type	Thread Size	Power Tools					Hand Tools			
		ProSert® XTN20	74200	PNT1000L PC	74401	74405	PNT110	PNT210	PNT310	PNT410
Eurosert®	M3	•	• ¹⁾		• ¹⁾		•			
	M4	•	• ¹⁾		• ¹⁾		•	•	•	
	M5	•	• ¹⁾		• ¹⁾		•	•	•	•
	M6	•	• ¹⁾	• ¹⁾	• ¹⁾		• ³⁾	•	•	•
	M8	•	• ¹⁾	•	•			•	•	•
	M10	•	•	•	•			•	• ³⁾	•
Nutsert®	M3	•	• ¹⁾		• ¹⁾		•			
	M4	•	• ¹⁾		• ¹⁾		•	•	•	
	M5	•	• ¹⁾		• ¹⁾		•	•	•	•
	M6	•	• ¹⁾	• ¹⁾	• ¹⁾			•	•	•
	M8	•	• ¹⁾	•	•			•	•	•
	M10	•	•	•	•			•	• ³⁾	•
Hexsert® / Euro Hexsert®	M3	•	• ¹⁾		• ¹⁾		•			
	M4	•	• ¹⁾		• ¹⁾		•	•	•	
	M5	•	• ¹⁾		• ¹⁾		•	•	•	•
	M6	•	• ¹⁾	• ¹⁾	• ¹⁾			•	•	•
	M8	•	• ¹⁾	•	•			•	•	•
	M10		•	•	•			•	• ³⁾	•
	M12		•	•				•		• ³⁾
High Strength Hexsert®	M6	•	• ¹⁾	• ¹⁾	• ¹⁾					
	M8	•	• ¹⁾	•	•					
	M10		•	•	•					
	M12		•	•						
Squaresert®	M5	•	• ¹⁾		• ¹⁾			•	•	•
	M6	•	• ¹⁾	• ¹⁾	• ¹⁾			•	•	•
	M8	•	• ¹⁾	•	• ¹⁾			•	•	•
Versa-Nut®	M5	• ²⁾				•				
	M6	• ²⁾		• ¹⁾		•				
	M8	• ²⁾		•		•				
						JNT2200	JNT2400			
JackNut®	M4						•	•		
	M5						•	•		
	M6						•	•		

¹⁾ This model is not preferred for the installation of this thread size

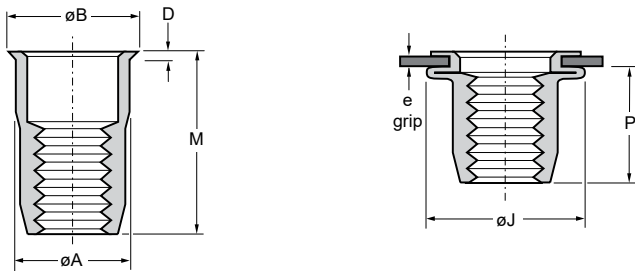
²⁾ Two tool actuations may be needed to fully place the insert


³⁾ No stainless steel



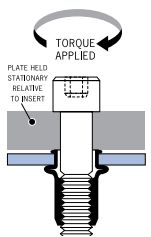
English	Français	Deutsch	Italiano	Español
Low profile	Auto-affleurante	Extra kleiner Kopf	Testa a fila	Sin ala
Splined body	Fût cannelé	Gerändelter Schaft	Corpo zigrinato	Cuerpo estriado
Aluminium*	Aluminium*	Aluminium*	Alluminio*	Aluminio*

* : AA5056



Thread filetage / Gewinde / filetto / rosca	e (grip)		 +0.1/-0	øA	øB	D	øJ	M	P	Part No/ref
	min.	max.		max.	max.	±0.20	max.	nom.	max.	
M4 x 0.7	0.5	3.0	6.0	5.95	7.1	0.6	8.7	10.3	6.3	0GM65-24030
M5 x 0.8	0.5	3.0	7.0	6.95	8.1	0.6	10.1	11.8	7.5	0GM65-25030
M6 x 1.0	0.5	3.0	9.0	8.95	10.1	0.6	12.5	14.3	9.2	0GM65-26030
M8 x 1.25	0.5	3.0	11.0	10.95	12.1	0.6	14.9	15.8	10.3	0GM65-28030

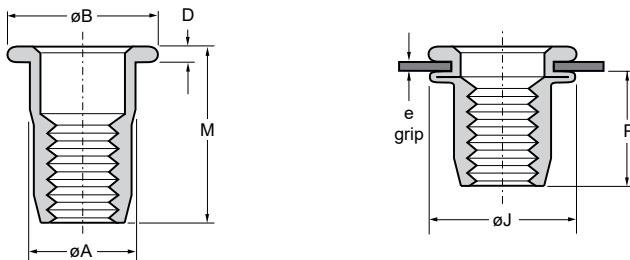
all dimensions in mm / en millimètres / alle Maße in mm / in millimetri / en milímetros


Thread filetage / Gewinde / filetto / rosca	 Recommended max. torque Nm max.
M4 x 0.7	4.0
M5 x 0.8	5.0
M6 x 1.0	10.0
M8 x 1.25	14.0



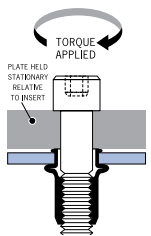
English	Français	Deutsch	Italiano	Español
Large flange	A collerette	Flachkopf	Flangiato	Ala ancha
Splined body	Fût cannelé	Gerändelter Schaft	Corpo zigrinato	Cuerpo estriado
Aluminium*	Aluminium*	Aluminium*	Alluminio*	Aluminio*

* : AA5056



Thread filetage / Gewinde / filetto / rosca	e (grip)		 +0.1/-0	øA max.	øB max.	D ±0.13	øJ max.	M nom.	P max.	Part No/ref
	min.	max.								
M4 x 0.7	0.5	3.0	6.0	5.95	9.1	1.0	8.6	11.3	6.8	0GM66-24030
M5 x 0.8	0.5	3.0	7.0	6.95	10.1	1.0	10.0	13.3	8.3	0GM66-25030
M6 x 1.0	0.5	3.0	9.0	8.95	12.1	1.5	12.5	16.3	10.5	0GM66-26030
M8 x 1.25	0.5	3.0	11.0	10.95	15.1	1.5	15.1	17.8	10.7	0GM66-28030
M10 x 1.5	0.5	3.0	12.0	11.95	16.1	2.0	16.9	19.3	11.7	0GM66-20030

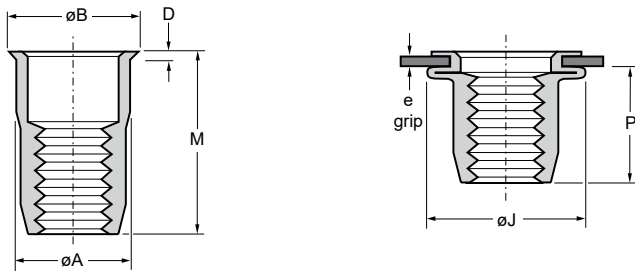
all dimensions in mm / en millimètres / alle Maße in mm / in millimetri / en milímetros


Thread filetage / Gewinde / filetto / rosca	 Recommended max. torque Nm max.
M4 x 0.7	4.0
M5 x 0.8	5.0
M6 x 1.0	10.0
M8 x 1.25	14.0
M10 x 1.5	19.0



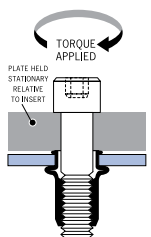
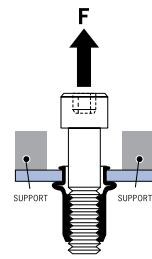
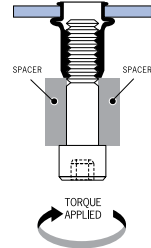
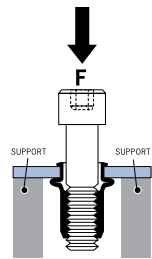
English	Français	Deutsch	Italiano	Español
Low profile	Auto-affleurante	Extra kleiner Kopf	Testa a fila	Sin ala
Splined body	Fût cannelé	Gerändelter Schaft	Corpo zigrinato	Cuerpo estriado
Low carbon steel*	Acier bas carbone*	Stahl*	Acciaio a bassoteneur di carbonio*	Acero bajo en carbono*
Zinc plated	Revêtement zingué	Verzinkt	Zincato	Zincado
Clear trivalent passivated	Passivation claire trivalente	Klar chromatiert, Cr6-frei	Passivazione chiara trivalente	Pasivadoclaro trivalente

* : DIN EN 10263-2 Qst 34-3, BSEN/DIN 10263-2 C8C, Werkstoff 1.0213, SAE 1008



Thread filetage / Gewinde / filetto / rosca	e (grip)		 +0.1/-0	øA max.	øB max.	D ±0.13	øJ max.	M nom.	P max.	Part No/ref
	min.	max.								
M4 x 0.7	0.25	2.00	6.0	5.97	6.7	0.46	8.8	11.3	7.1	39006-74020
M5 x 0.8	0.25	3.00	7.0	6.97	7.8	0.46	10.2	12.7	7.9	39006-75030
M6 x 1.0	0.50	3.00	9.0	8.97	10.2	0.50	12.7	15.3	9.4	39006-76030
	3.00	5.50						17.8		39006-76055
M8 x 1.25	0.50	3.50	11.0	10.97	12.2	0.63	15.0	17.3	11.0	39006-78035
	3.50	6.00						19.8		39006-78060
M10 x 1.5	1.00	3.50	13.0	12.97	14.2	0.63	17.5	20.4	14.5	39006-70035

all dimensions in mm / en millimètres / alle Maße in mm / in millimetri / en milímetros

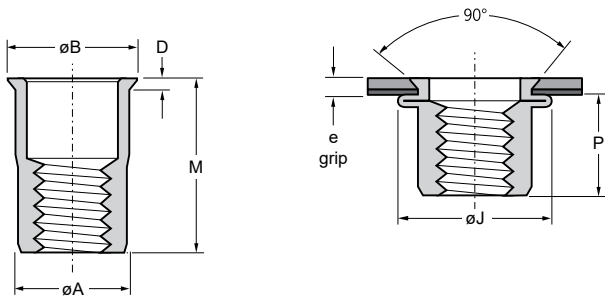
Thread filetage / Gewinde / filetto / rosca	 Recommended max. torque Nm max.	 Pull-out* kN	 Torque-to-turn* Nm min.	 Push-out* kN
M4 x 0.7	5.1	3.6	2.0	1.2
M5 x 0.8	7.9	7.8	2.8	1.4
M6 x 1.0	12.4	15.8	5.0	2.6
M8 x 1.25	32.0	18.1	9.1	3.5
M10 x 1.5	45.0	20.8	16.7	3.9


* Values shown are typical and should be validated in the application / Les valeurs indiquées sont typiques et doivent être validées dans l'application / Die angegebenen Werte sind typisch und müssen in der Anwendung validiert werden / I valori riportati sono tipici e devono essere convalidati nella applicazione / Los valores mostrados son típicos y deben ser validados en la aplicación



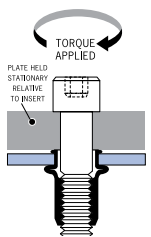
English	Français	Deutsch	Italiano	Español
90° Countersunk	90° Tête fraisée	90° Senkkopf	90° Testa svasata	90° Cabeza avellanada
Splined body	Fût cannelé	Gerändelter Schaft	Corpo zigrinato	Cuerpo estriado
Low carbon steel*	Acier bas carbone*	Stahl*	Acciaio a bassoteneore di carbonio*	Acero bajo en carbono*
Zinc plated	Revêtement zingué	Verzinkt	Zincato	Zincado
Clear trivalent passivated	Passivation claire trivalente	Klar chromatiert, Cr6-frei	Passivazione chiara trivalente	Pasivadoclaro trivalente

* : SAE 1008



Thread filetage / Gewinde / filetto / rosca	e (grip)		 +0.1/-0	øA max.	øB max.	D ±0.13	øJ max.	M nom.	P max.	Part No/ref
	min.	max.								
M4 x 0.7	1.5	4.0	6.0	5.95	8.5	1.4	8.9	12.8	8.1	0GM94-24040
M5 x 0.8	1.5	4.0	7.0	6.95	9.5	1.4	9.9	13.8	8.9	0GM94-25040
M6 x 1.0	1.5	4.0	9.0	8.95	11.5	1.4	12.4	15.8	10.3	0GM94-26040
M8 x 1.25	1.5	4.0	11.0	10.95	13.5	1.4	14.9	18.8	12.9	0GM94-28040

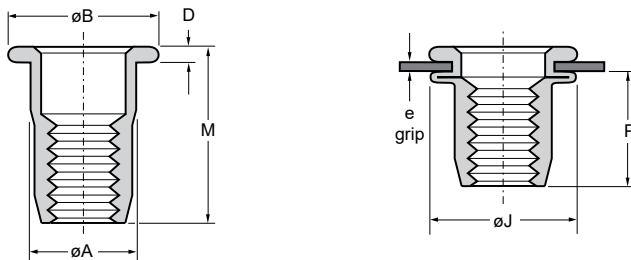
all dimensions in mm / en millimètres / alle Maße in mm / in millimetri / en milímetros


Thread filetage / Gewinde / filetto / rosca	 Recommended max. torque Nm max.
M4 x 0.7	4.2
M5 x 0.8	6.0
M6 x 1.0	12.4
M8 x 1.25	25.0



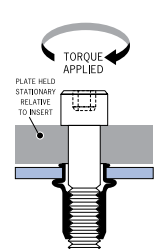
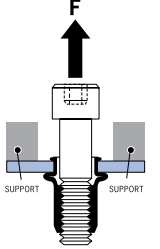
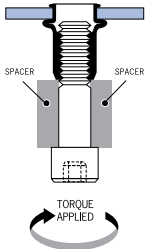
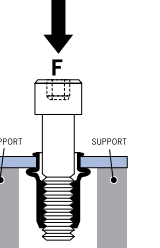
English	Français	Deutsch	Italiano	Español
Large flange	A collerette	Flachkopf	Flangiato	Ala ancha
Splined body	Fût cannelé	Gerändelter Schaft	Corpo zigrinato	Cuerpo estriado
Low carbon steel*	Acier bas carbone*	Stahl*	Acciaio a bassoteneore di carbonio*	Acero bajo en carbono*
Zinc plated	Revêtement zingué	Verzinkt	Zincato	Zincado
Clear trivalent passivated	Passivation claire trivalente	Klar chromatiert, Cr6-frei	Passivazione chiara trivalente	Pasivadoclaro trivalente

* : DIN EN 10263-2 Qst 34-3, BSEN/DIN 10263-2 C8C, Werkstoff 1.0213, SAE 1008



Thread filetage / Gewinde / filetto / rosca	e (grip)		 +0.1/-0	øA max.	øB max.	D ±0.13	øJ max.	M nom.	P max.	Part No/ref
	min.	max.								
M3 x 0.5	0.25	2.00	5.0	4.95	8.2	0.75	7.4	10.5	6.0	09408-72314
M4 x 0.7	0.25	3.00	6.0	5.95	9.2	0.75	8.8	11.5	7.1	09408-72415
	3.00	4.50						13.0		09408-72417
M5 x 0.8	0.25	3.00	7.0	6.95	10.2	1.00	10.2	13.0	7.9	09408-72517
	3.00	5.50						15.5		09408-72520
M6 x 1.0	0.50	3.00	9.0	8.95	13.2	1.50	12.7	16.0	9.4	09408-72621
	3.00	5.50						18.5		09408-72623
M8 x 1.25	0.50	3.00	11.0	10.95	16.4	1.50	15.0	17.5	11.0	09408-72822
	3.00	5.50						20.0		09408-72825
M10 x 1.5	0.50	3.50	13.0	12.95	18.9	2.25	17.5	22.0	14.5	09408-72028
	3.50	6.00						25.0		09408-72031

all dimensions in mm / en millimètres / alle Maße in mm / in millimetri / en milímetros

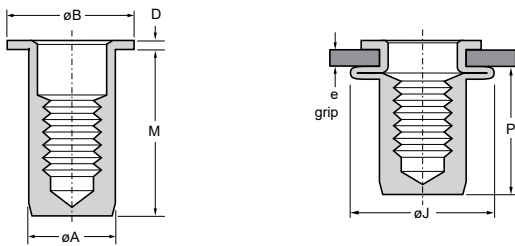
Thread filetage / Gewinde / filetto / rosca	 Recommended max. torque Nm max.	 Pull-out* kN	 Torque-to-turn* Nm min.	 Push-out* kN
M3 x 0.5	1.5	4.2	1.1	1.8
M4 x 0.7	5.1	5.5	2.2	2.9
M5 x 0.8	7.9	8.0	3.4	4.2
M6 x 1.0	12.4	10.8	4.7	6.5
M8 x 1.25	32.0	12.5	6.8	7.9
M10 x 1.5	45.0	17.3	16.7	10.7

* Values shown are typical and should be validated in the application / Les valeurs indiquées sont typiques et doivent être validées dans l'application / Die angegebenen Werte sind typisch und müssen in der Anwendung validiert werden / I valori riportati sono tipici e devono essere convalidati nella applicazione / Los valores mostrados son típicos y deben ser validados en la aplicación



English	Français	Deutsch	Italiano	Español
Large flange	A collerette	Flachkopf	Flangiato	Ala ancha
Closed end	Borgne	Geschlossen	Fondo cieco	Fondo cerrado
Splined body	Fût cannelé	Gerändelter Schaft	Corpo zigrinato	Cuerpo estriado
Low carbon steel*	Acier bas carbone*	Stahl*	Acciaio a bassoteneur di carbonio*	Acero bajo en carbono*
Zinc plated	Revêtement zingué	Verzinkt	Zincato	Zincado
Clear trivalent passivated	Passivation claire trivalente	Klar chromatiert, Cr6-frei	Passivazione chiara trivalente	Pasivadoclaro trivalente

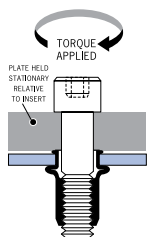
* : SAE 1008



Thread filetage / Gewinde / filetto / rosca	e (grip)		 +0.1/-0	øA max.	øB max.	D ±0.13	øJ max.	M nom.	P max.	Part No/ref
	min.	max.								
M4 x 0.7	0.5	3.0	6.0	5.95	9.1	1.0	8.6	16.3	11.8	0GM55-24030
M5 x 0.8	0.5	3.0	7.0	6.95	10.1	1.0	10.0	18.8	13.8	0GM55-25030
M6 x 1.0	0.5	3.0	9.0	8.95	12.1	1.5	12.6	21.8	15.8	0GM55-26030
M8 x 1.25	0.5	3.0	11.0	10.95	15.1	1.5	15.5	26.3	19.4	0GM55-28030

all dimensions in mm / en millimètres / alle Maße in mm / in millimetri / en milímetros

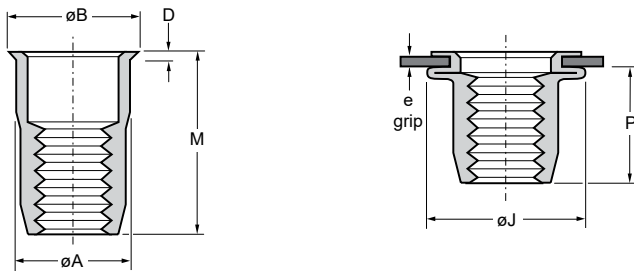
Thread filetage / Gewinde / filetto / rosca	Recommended max. torque Nm max.
M4	4.0
M5	6.0
M6	12.4
M8	25.0






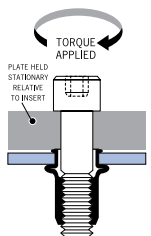
English	Français	Deutsch	Italiano	Español
Low profile	Auto-affleurante	Extra kleiner Kopf	Testa a fila	Sin ala
Splined body	Fût cannelé	Gerändelter Schaft	Corpo zigrinato	Cuerpo estriado
Stainless steel*	Inox*	Edelstahl*	Acciaio inox*	Acero inoxidable*

* : AISI 302



Thread filetage / Gewinde / filetto / rosca	e (grip)		 +0.1/-0	øA max.	øB max.	D ±0.2	øJ max.	M nom.	P max.	Part No/ref
	min.	max.								
M4 x 0.7	0.5	3.0	6.0	5.95	7.1	0.75	8.6	10.3	6.6	0GM74-24030
M5 x 0.8	0.5	3.0	7.0	6.95	8.1	0.75	9.9	11.8	7.2	0GM74-25030
M6 x 1.0	0.5	3.0	9.0	8.95	10.1	0.75	12.6	14.3	9.0	0GM74-26030
M8 x 1.25	0.5	3.0	11.0	10.95	12.1	0.75	15.1	15.8	9.9	0GM74-28030
M10 x 1.5	0.8	3.5	13.0	12.95	14.6	0.95	17.6	19.8	13.1	0GM74-20035

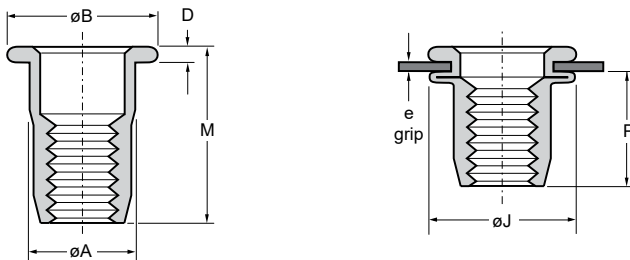
all dimensions in mm / en millimètres / alle Maße in mm / in millimetri / en milímetros


Thread filetage / Gewinde / filetto / rosca	 Recommended max. torque Nm max.
M4 x 0.7	5.6
M5 x 0.8	10.0
M6 x 1.0	15.0
M8 x 1.25	30.0
M10 x 1.5	35.0



English	Français	Deutsch	Italiano	Español
Large flange	A collerette	Flachkopf	Flangiato	Ala ancha
Splined body	Fût cannelé	Gerändelter Schaft	Corpo zigrinato	Cuerpo estriado
Stainless steel*	Inox*	Edelstahl*	Acciaio inox*	Acero inoxidable*

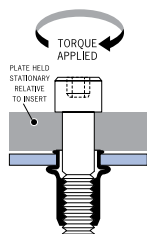
* : AISI 302



Thread filetage / Gewinde / filetto / rosca	e (grip)		 +0.1/-0	øA max.	øB max.	D ±0.13	øJ max.	M nom.	P max.	Part No/ref
	min.	max.								
M4 x 0.7	0.5	3.0	6.0	5.95	9.1	1.0	8.5	11.3	6.8	0GM75-24030
M5 x 0.8	0.5	3.0	7.0	6.95	10.1	1.0	10.1	13.3	8.3	0GM75-25030
M6 x 1.0	0.5	3.0	9.0	8.95	12.1	1.5	12.5	16.3	10.6	0GM75-26030
M8 x 1.25	0.5	3.0	11.0	10.95	15.1	1.5	15.0	17.8	11.2	0GM75-28030
	3.0	5.5						20.3		0GM75-28055
M10 x 1.5	0.5	3.0	13.0	12.95	16.1	2.0	17.4	19.3	11.8	0GM75-20030

all dimensions in mm / en millimètres / alle Maße in mm / in millimetri / en milímetros

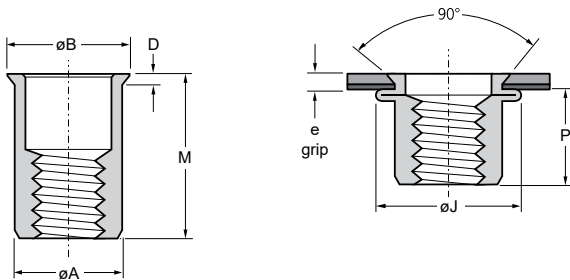
Thread filetage / Gewinde / filetto / rosca	Recommended max. torque Nm max.
M4 x 0.7	5.6
M5 x 0.8	10.0
M6 x 1.0	15.0
M8 x 1.25	30.0
M10 x 1.5	35.0






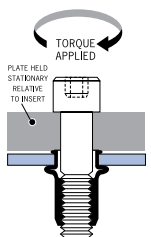
English	Français	Deutsch	Italiano	Español
90° Countersunk	90° Tête fraisée	90° Senkkopf	90° Testa svasata	90° Cabeza avellanada
Stainless steel*	Inox*	Edelstahl*	Acciaio inox*	Acero inoxidable*

* : AISI 316



Thread filetage / Gewinde / filetto / rosca	e (grip)		 +0.1/-0	øA max.	øB max.	D ±0.13	øJ max.	M nom.	P max.	Part No/ref
	min.	max.								
M5 x 0.8	1.5	4.0	7.0	6.95	9.5	1.35	9.9	13.8	8.1	0GM24-25040
M6 x 1.0	1.5	4.0	9.0	8.95	11.5	1.35	12.4	15.8	10.3	0GM24-26040
M8 x 1.25	1.5	4.0	11.0	10.95	13.5	1.35	14.9	18.8	12.9	0GM24-28040

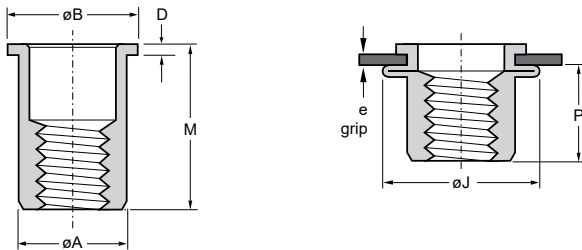
all dimensions in mm / en millimètres / alle Maße in mm / in millimetri / en milímetros


Thread filetage / Gewinde / filetto / rosca	 Recommended max. torque Nm max.
M5 x 0.8	10.0
M6 x 1.0	15.0
M8 x 1.25	30.0



English	Français	Deutsch	Italiano	Español
Large flange	A collerette	Flachkopf	Flangiato	Ala ancha
Stainless steel*	Inox*	Edelstahl*	Acciaio inox*	Acero inoxidable*

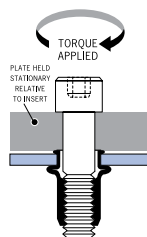
* : AISI 316



Thread filetage / Gewinde / filetto / rosca	e (grip)		 +0.1/-0	øA max.	øB max.	D ±0.13	øJ max.	M nom.	P max.	Part No/ref
	min.	max.								
M5 x 0.8	0.5	3.0	7.0	6.95	10.1	1.0	10.2	13.3	8.3	0GM25-25030
M6 x 1.0	0.5	3.0	9.0	8.95	12.1	1.5	12.5	16.3	10.6	0GM25-26030
M8 x 1.25	0.5	3.0	11.0	10.95	15.1	1.5	15.0	17.8	11.2	0GM25-28030

all dimensions in mm / en millimètres / alle Maße in mm / in millimetri / en milímetros

Thread filetage / Gewinde / filetto / rosca	Recommended max. torque Nm max.
M5 x 0.8	10.0
M6 x 1.0	15.0
M8 x 1.25	30.0



POP® & Avdel® have been producing assembly systems since the 1930s and offer comprehensive ranges of innovative fasteners and installation systems to all market segments and applications. STANLEY Engineered Fastening offers POP Avdel products through Sales, Distribution and Manufacturing facilities in over 150 countries. Covered by the portfolio are:



Breakstem Riveting Systems

Various features from multi-grip capability to high strength stainless steel rivets.



Lockbolt Systems

High clamp force and vibration resistance for the highest strength joints.



Speed Fastening® Systems

Extra fast and reliable fastening from one side. Rivets are fed automatically.



Sealing Plugs

Engineered for both low-pressure and high-pressure hole sealing applications.



Blind Rivet Nuts

Fast system for sustainable threads with high torque-to-turn.



Customised Fastener Designs

Bespoke designs and finishes to meet your unique assembly requirements.



Installation Equipment

From manually operated power tools to customised semi and fully automated assembly workstations and repair tools.

We can also provide you with:



One-stop shopping for the blind riveting distributor market. MasterFix® owes its excellent reputation to the successful distribution of the broadest range of blind rivets and blind rivet nuts in the business.

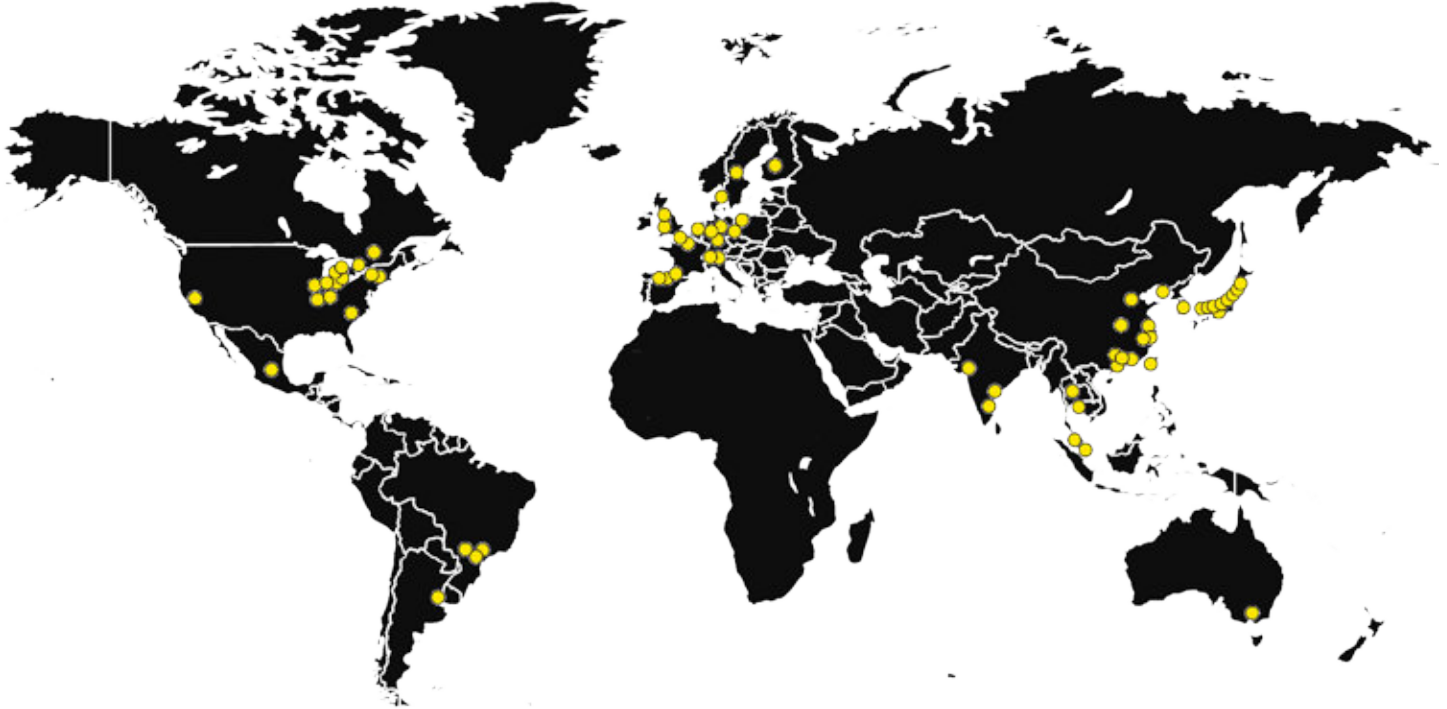


Spirallock® is a technologically superior fastening system ideally suited for threaded joint applications subjected to heavy shock and vibration.



STANLEY®

Engineered Fastening



STANLEY Engineered Fastening, a Stanley Black & Decker Inc. Company has been revolutionising fastening and assembly technologies for a variety of industries for more than 40 years.

For more information, please visit our website
stanleyengineeredfastening.com

Quick Links:

- ▶ **Our locations**
<http://www.stanleyengineeredfastening.com/contact/global-locations>
- ▶ **Request Information**
<http://www.stanleyengineeredfastening.com/econtact/request-information>
- ▶ **Resource Center**
<http://www.stanleyengineeredfastening.com/resource-center>



© 2017 Stanley Black & Decker, Inc., Rev. 11.2017

Autosert®, Avdel®, CribMaster®, Eurosert®, Hexsert®, JackNut®, Masterfix®, Nutsert®, POP®, ProSert®, Spiralock®, Squaresert®, Versa-Nut® and Well-Nut® are registered trademarks of Stanley Black & Decker, Inc. and its affiliates. Rimlex® is a registered trademark of Inlex Locking Limited. Data shown is subject to change without prior notice as a result of continuous product development and improvement policy. Your local STANLEY Engineered Fastening representative is at your disposal should you need to confirm latest information.